



CITY OF MARINE CITY

City Commission Meeting Agenda

Guy Community Center, 260 South Parker Street

Regular Meeting: Thursday, November 16, 2023; 7:00 PM

1. CALL TO ORDER

2. MOMENT OF SILENCE / PLEDGE OF ALLEGIANCE

3. **ROLL CALL:** Mayor Jennifer Vandebossche; Commissioners Jacob Bryson, Elizabeth Hendrick, William Klaassen, Rita Roehrig, Brian Ross; City Manager Scott Adkins.

4. APPROVE AGENDA

5. PRESENTATIONS, PROCLAMATIONS & RECOGNITIONS

a. Community Foundation Certificate of Appreciation

6. **PUBLIC COMMENT** Anyone is welcome to address the City Commission. Please state name and limit comments to five (5) minutes. This is a time for you to raise issues. The Commission will not respond, but issues will be followed up on as necessary.

7. APPROVE MINUTES

a. City Commission Meeting Minutes – November 2, 2023

8. CONSENT AGENDA

a. MCAFA Run Report

b. Departmental Monthly Activity Reports

c. Special Event Permit – Friendsgiving 5K & 1 Mile Tyler Kreilter Memorial Run

9. ITEMS REMOVED FROM CONSENT AGENDA

10. FINANCIAL BUSINESS

a. Expenditures (including payroll) – \$109,629.93

b. Preliminary Financial Statements

11. UNFINISHED BUSINESS

a. City Commission Vacancy

12. NEW BUSINESS

ACTION ITEMS

a. City Commission Appointment

DISCUSSION ITEMS

b. 2024 City Meeting Schedule

13. ADMINISTRATIVE REPORTS

a. City Attorney's Report

b. City Manager's Report

c. Reports from Department Heads

14. COMMISSIONER PRIVILEGE/LIAISON REPORTS

15. ADJOURNMENT

CERTIFICATE OF APPRECIATION

THIS CERTIFICATE IS PRESENTED TO

Community Foundation of St Clair County

In recognition of your gracious support of Marine City projects, programs, facilities and activities both financial and otherwise. Your commitment to helping us improve the entire community is honorably recognized and appreciated!

PRESENTED THIS 16TH DAY OF NOVEMBER, 2023



JENNIFER VANDENBOSSCHE,
MAYOR

**City of Marine City
City Commission Minutes
November 2, 2023**

A regular meeting of the Marine City Commission was held on Thursday, November 2, 2023 at 260 South Parker Street, Marine City, and was called to order by Mayor Vandenbossche at 7:00 P.M.

Present: Mayor Jennifer Vandenbossche, Commissioners Jacob Bryson, Elizabeth Hendrick, William Klaassen, Rita G. Roehrig, Brian Ross; City Manager Scott Adkins; City Clerk Jason Bell.

Also Present: City Attorney Robert Davis

AUDIO/VIDEO AVAILABLE

For complete audio of meeting, visit the following link:

<https://www.youtube.com/watch?v=ssiMLePoztk>

APPROVE AGENDA

Motion by Commissioner Bryson, seconded by Commissioner Ross, to approve the agenda. All Ayes. Motion Carried.

PRESENTATIONS, PROCLAMATIONS & RECOGNITIONS

Fleis & VandenBrink – Safe Drinking Water Program Presentation

Gary Bartow and Rick Parker of Fleis & VandenBrink (F&V) presented the Safe Drinking Water Project. This project would be funded with a \$13,000,000 grant and a \$13,000,000 low interest loan and would add approximately \$15 to each water bill each month. For a complete copy of the presentation, visit the following link:

https://www.cityofmarinecity.org/sites/g/files/vyhlf851/f/agendas/marine_city_dwsrf_project_council_november_r2.pdf

Commissioner Hendrick inquired if the talks of combining water plant operations with East China will still occur and F&V stated that would no longer be needed once the project was complete. She also inquired if this would replace all lead and galvanized pipes and if it would be done in sections. F&V stated it would replace all pipes, galvanized and lead, and the project would be done in sections and move around the City until complete. Commissioner Hendrick added this project was great for the community.

Commissioner Ross requested a monthly or quarterly review as the project went on to inform the public on the progress. Rick Parker from F&V stated regular progress reports were included in the project and they would attend meetings whenever needed to provide progress.

City Manager Adkins spoke on the cost and budgeting process and stated if total number of Residential Equivalent Units (REUs) increased the cost per REU comes down. He also stated some previous budget pieces allocated for repairs and maintenance of water lines could offset the costs as well.

PUBLIC COMMENT

Mark Posey spoke on the Safe Drinking Water Project and the information provided and stated some of it was incorrect and incomplete.

Rosalie Skwiers sent condolences to Commissioners Hendrick and Roehrig on the passing of their Mother and spoke on Mrs. Roehrig's past and legacy.

Sean O'Brien informed the Commission and public he applied for the vacant Commission seat and he gave a background on himself. He also spoke on the importance of local government and a call for public action and urged residents to speak up.

APPROVE MINUTES

City Commission Meeting Minutes – October 19, 2023

Motion by Commissioner Hendrick, seconded by Commissioner Ross, to approve the City Commission Meeting Minutes of October 19, 2023. All Ayes. Motion Carried.

City Commission Special Meeting Minutes – October 16, 2023

Motion by Commissioner Hendrick, seconded by Commissioner Ross, to approve the City Commission Special Meeting Minutes of October 16, 2023. All Ayes. Motion Carried.

CONSENT AGENDA

Presented:

- a. TIFA Board Meeting Minutes – October 18, 2022
- b. TIFA Board Meeting Minutes – January 17, 2023
- c. TIFA Board Meeting Minutes – April 11, 2023
- d. TIFA Board Meeting Minutes – July 18, 2023
- e. Pension Board Meeting Minutes – July 25, 2023
- f. Pension Board – Retiree Healthcare Meeting Minutes – July 25, 2023
- g. 300 Broadway Committee Meeting Minutes – September 25, 2023
- h. Historical Commission Meeting Minutes – April 11, 2023
- i. Special Event Permit – Marine City Area Chamber of Commerce Merry Time Christmas
- j. Business License – A.S. Nagi, Inc. dba Corner Grocery
- k. Business License – Amy's Relation to Creation and Botanicals, LLC
- l. Business License – Ease of Mind Counseling, PLLC

m. Michigan Liquor Control Commission Local Approval – TwoRivers Winery, LCC –
Brewers License

Motion by Commissioner Ross, seconded by Commissioner Klaassen, to approve the Consent Agenda a-m with the removal of item h. **Roll Call Vote.** Ayes: Bryson, Hendrick, Klaassen, Roehrig, Ross, Vandenbossche. Nays: None. Motion Carried.

ITEMS REMOVED FROM CONSENT AGENDA

Historical Commission Meeting Minutes – April 11, 2023

Commissioner Ross stated the minutes were incorrect because they stated the absent member was Keith Jenken and it should have been Suzanne Jenken.

Motion by Commissioner Bryson, seconded by Commissioner Ross, to approve the item removed from the consent agenda with the correction as presented. All Ayes. Motion Carried.

FINANCIAL BUSINESS

Expenditures Including Payroll - \$522,611.88

Motion by Commissioner Bryson, seconded by Commissioner Klaassen, to approve expenditures including payroll in the amount of \$522,611.88. **Roll Call Vote.** Ayes: Hendrick, Klaassen, Roehrig, Ross, Vandenbossche, Bryson. Nays: None. Motion Carried.

UNFINISHED BUSINESS

Ordinance 23-006 – Rapid Entry/Knox Box Ordinance 2nd Reading/Adoption

Commissioner Ross stated this was a means for the Fire Department to gain access to buildings in case there is an emergency.

Motion by Commissioner Bryson, seconded by Commissioner Ross, to approve the 2nd reading and adoption of Ordinance 23-006, An Ordinance Of The City Of Marine City, St. Clair County, Michigan To Establish Key Lock Boxes Title Xi, Chapter 120 Entitled “Key Lock Boxes”. **Roll Call Vote.** Ayes: Klaassen, Roehrig, Ross, Vandenbossche, Bryson, Hendrick. Nays: None. Motion Carried.

NEW BUSINESS

Motion by Commissioner Ross, seconded by Commissioner Hendrick, to proceed with the project as detailed in the DWSRF Project Plan (Project Number:7852-01) Watermain Replacement , Watermain Looping, Lead Service Line Replacement, Water Treatment Plant Upgrades and Water Tower Mixing Equipment. **Roll Call Vote.** Ayes: Roehrig, Ross, Vandenbossche, Bryson, Hendrick, Klaassen. Nays: None. Motion Carried.

Motion by Commissioner Bryson, seconded by Commissioner Ross, to authorize Fleis & VandenBrink Engineering to proceed with the design engineering work in order to meet the EGLE DWSRF milestone

schedule. **Roll Call Vote.** Ayes: Ross, Vandenbossche, Bryson, Hendrick, Klaassen, Roehrig. Nays: None. Motion Carried.

Commissioner Hendrick inquired if the Commission would see the actual agreement. City Manager Adkins stated he would be providing the agreement at the beginning of next week.

Motion by Commissioner Bryson, seconded by Commissioner Klaassen, to authorize the City Manager to execute the Professional Services Agreement with Fleis & VandenBrink Engineering and to designate the City Manager as the Authorized Representative for the project. **Roll Call Vote.** Ayes: Bryson, Hendrick, Klaassen, Roehrig, Ross, Vandenbossche. Nays: None. Motion Carried.

Police Department – Axon Body Camera Purchase

Chief Heaslip presented the Axon Body Camera Project and showed comparisons between current cameras and Axon. He also explained the quote and breakdown in annual contract pricing. Chief Heaslip stated that Axon was an approved dealer under MiDeal pricing and according to the City's purchasing policy a waiver was not needed for purchase.

Commissioner Ross clarified that the Axon body cameras get upgrade/updates every two years under the warranty and that it was only a few hundred dollars more than Getac. Chief Heaslip stated the cameras would be updated every two years under the warranty. Commissioner Ross stated the Police Department was using approximately \$14,000 from County ARPA money to pay for part of this project.

Commissioner Hendrick stated it was important to have the proper tools to do the job.

Motion by Commissioner Bryson, seconded by Commissioner Klaassen, to approve the Police Department purchase of Axon Body Cameras in the annual amount of \$6,504.32 per year for five years. **Roll Call Vote.** Ayes: Hendrick, Klaassen, Roehrig, Ross, Vandenbossche, Bryson. Nays: None. Motion Carried.

Planning Commission Appointment

Mayor Vandenbossche stated the Commission received two great applications for the vacancy and thanked Rosalie Skwiers for applying and stated Max Bade had experience in parks and recreation and believed that would help with the Mast Plan update.

Commissioner Ross thanked everyone who applied.

Motion by Mayor Vandenbossche, seconded by Commissioner Bryson, to appoint Max Bade to the Planning Commission. **Roll Call Vote.** Ayes: Klaassen, Roehrig, Ross, Vandenbossche, Bryson, Hendrick. Nays: None. Motion Carried.

ADMINISTRATIVE REPORTS

City Attorney Report

City Attorney Davis stated he issued a memo on Charter revisions previously and he sent that back out to the subcommittee already created. He also provided Mr. O'Brien with documents due to his interest in the Charter revision process.

City Manager Report

City Manager Adkins sent his condolences to Commissioners Hendrick and Roehrig on the passing of their Mother.

City Manager Adkins stated Fall is here and reminded residents to not rake leaves into the streets and to keep the catch basins clear and clean. He also thanked all of the applicants for open board positions. City Manager Adkins stated he was looking at and working on ordinance amendments as well as policy and procedure updates and he will have those to the Commission soon. He also stated he would be working on a handbook for the Commission that contained the Charter, contracts, Open Meetings Act pieces, etc. He also reminded that Daylight Savings Time ending this weekend.

Commissioner Hendrick asked if the City could post something regarding leaves in the street as she had a hard time finding it in the ordinances. City Manager Adkins stated the City would post where to find it in the ordinances and that a provision/law was included in the Uniform Traffic Code.

Reports from Department Heads

Chief Heaslip stated he hired a new Office Clerk at the Police Department to fill the gap. He also stated the department would be taking possession of the second new patrol car from the outfitter next week, he was also updating firearms at the department to include red dot sights and everything fell under the budget. City Manager Adkins added there was no increase in the Police budget with hiring the new Office Clerk at the Police Department.

Clerk Bell provided an update on Granicus Peak Agenda Meeting Minute Software and Early Voting for elections. He also provided a burial count for Woodlawn Cemetery for October.

COMMISSIONER PRIVILEGE/LIAISON REPORTS

Commissioner Klaassen sent his condolences to the Roehrig family. He also reminded the Lighted Santa Parade was November 21st.

Commissioner Bryson sent his condolences to the Roehrig family. He also reminded residents to keep storm drains clear and clean.

Commissioner Ross sent his condolences to the Roehrig family. He also reminded with the cold weather coming to winterize outside faucets. Commissioner Ross also thanked everyone for participating in local government. He also reminded everyone of the Lighted Santa Parade and that he was entering a tractor in. He also thanked the school principals and others for sending letters of support for the Community Center grant which should have a decision on in December. Commissioner Ross stated Marine City and Cardinal Mooney were in the football playoffs this week and for anyone to reach out if they had issues.

Commissioner Roehrig reminded everyone of Daylight Savings Time ending. She also thanked everyone for their thoughts and prayers on the passing of her Mother.

Commissioner Hendrick thanked everyone for their kind words for her Mother.

Mayor Vandebossche sent his condolences to the Roehrig family. She also thanked F&V for their presentation and the applicants for boards. She also thanked Rosalie Skwiers for all of her work.

ADJOURNMENT

Motion by Commissioner Hendrick, seconded by Commissioner Ross, to adjourn at 8:22 p.m. All Ayes. Motion Carried.

Respectfully submitted,

Jason A. Bell
City Clerk



MARINE CITY AREA FIRE AUTHORITY

200 South Parker Street • Marine City, Michigan 48039
810-765-8840 • Fax 810-765-5199

November 1st, 2023

The following is a list of the Marine City Area Fire Authority runs for the month of October-23

Medical Emergency	39	Service Call / Mutual Aid	8
M V Accidents	5	Natural Gas Leak	3
Electrical Wires Down	1		

Total monthly runs 56

The following is a list of runs by the Township or City they occurred:

City of Marine City

Medical Emergency	19
Natural Gas Leak	1

Cottrellville Twp

Medical Emergency	3
M V Accidents	5
Electrical Wire Down	1

East China Twp

Medical Emergency	12
Natural Gas Leak	1

China Twp

Medical Emergency	5
Natural Gas Leak	1

Total Monthly Runs 56

Joseph A. Slankster

Fire Chief
MCAFA

PLEASE HELP PREVENT FIRES



8b

Marine City Police Department

James D. Heaslip
Chief of Police

375 S. Parker Street ● Marine City, Michigan 48039
(810) 765-4040 ● Fax (810) 765-4135

November 3, 2023

City Manager Adkins:

During the month of October 2023, Marine City Police Department responded to 285 complaints. An activity log detailing incident type, report date, and the Officer that handled the complaint is attached.

The following is a summary of meetings and calls I have responded to for the month:

- Attended SCC CJA Meeting
- Finalized Trade In & Purchase of Firearms and Red Dot Sights
- Researched Axon Body Cameras, Attended Webinar and Received Demo Camera
- Worked Halloween Trick or Treating Hours
- Attended Holy Cross/Cardinal Mooney Trunk or Treat Event
- Coordinated/Worked Marine City Homecoming Parade
- Attended three Commission Meetings
- Attended Department Head Meeting

Sincerely,

James D. Heaslip
Chief of Police

“Police EXCELLENCE through COMMUNITY Partnership”
Marine City is an Equal Opportunity Provider

#	DATE/TIME	INCIDENT #	LOCATION	OFFICER	OFFENSE
1	10/01/2023 02:19 AM	230002403	121 BROADWAY ST	MAREDMAND	1313 - Assault/ Battery/Simple (Incl Domestic and Police Officer [13001]
2	10/01/2023 02:41 AM	230002404	317 N 2ND ST	MAREDMAND	C3336 - Assist Citizen
3	10/01/2023 12:14 PM	230002405	325 S PARKER ST	NA	L3542 Follow Up - MA
4	10/01/2023 12:34 PM	230002406	302 S WATER ST	MAKENYONT	C3906 - Robbery Alarm
5	10/01/2023 03:59 PM	230002407	405 S MAIN ST	MAKENYONT	C3902 - Burglary Alarm
6	10/01/2023 04:12 PM	230002408	325 S PARKER ST	NA	L3542 Follow Up - MA
7	10/01/2023 04:14 PM	230002409	BROADWAY ST&N WATER ST	NA	L3592 BOL - MA
8	10/01/2023 04:53 PM	230002410	N MARY ST&MABEL ST	MAKENYONT	C4047 - Disobey Traffic Signal Citation
9	10/01/2023 07:09 PM	230002411	121 BROADWAY ST	NA	L3542 Follow Up - MA
10	10/01/2023 07:38 PM	230002412	540 WEST BLVD	MAREDMAND	C3314 - Missing Persons
11	10/01/2023 07:50 PM	230002413	4100 RIVER RD	MAREDMAND	C3314 - Missing Persons
12	10/01/2023 08:55 PM	230002414	105 FAIRBANKS ST	MAREDMAND	C3331 - Assist Medical
13	10/01/2023 11:47 PM	230002415	6500 KING RD	MAREDMAND	C3250 - Mental Health Call
14	10/02/2023 02:23 AM	230002416	BROADBRIDGE RD&MARSH RD	MAREDMAND	C3330 - Assist Other Law Enforcement Agency
15	10/02/2023 07:49 AM	230002417	S WATER ST&BRIDGE ST	MAVANDERMEULENJ	C4041 - Speeding Citation
16	10/02/2023 08:04 AM	230002418	6373 KING RD	MAVANDERMEULENJ	C4802 - Nicotine Violation - Civil Infraction
17	10/02/2023 11:40 AM	230002419	S BELLE RIVER AVE&ROBERTSON ST	MAVANDERMEULENJ	C3324 - Suspicious Circumstances
18	10/02/2023 01:05 PM	230002420	200 S PARKER ST	MABELLJ	L3535 - Fire Department Background Check - MA
19	10/02/2023 01:31 PM	230002421	6373 KING RD	MAVANDERMEULENJ	C4745 - Recreational Marihuana - Civil Infraction
20	10/02/2023 01:33 PM	230002422	444 S MARKET ST	MABELLJ	L3520 - Pistol Sales Record - MA
21	10/02/2023 02:21 PM	230002423	6764 RIVER RD	MAMURRAYB	2308 - Larceny - From Building (Includes Library, Office used by Public, etc) [23003]
22	10/02/2023 02:21 PM	230002424	375 S PARKER ST	MABELLJ	L3522 - Records Check - MA
23	10/02/2023 02:34 PM	230002425	375 S PARKER ST	MABELLJ	L3522 - Records Check - MA
24	10/02/2023 02:35 PM	230002426	375 S PARKER ST	MABELLJ	L3522 - Records Check - MA
25	10/02/2023 02:35 PM	230002427	375 S PARKER ST	MABELLJ	L3522 - Records Check - MA

#	DATE/TIME	INCIDENT #	LOCATION	OFFICER	OFFENSE
26	10/02/2023 05:43 PM	230002428	342 WEST BLVD	MAVANDERMEULENJ	C3728 - Traffic Complaint / Parking Complaint
27	10/02/2023 06:38 PM	230002429	818 S 4TH ST	MAMURRAYB	C3250 - Mental Health Call
28	10/02/2023 07:11 PM	230002430	N MAIN ST&WOODWORTH ST	NA	L3592 BOL - MA
29	10/02/2023 11:04 PM	230002431	715 CHARTIER RD	MAMURRAYB	C3324 - Suspicious Circumstances
30	10/03/2023 01:12 AM	230002432	121 BROADWAY ST	MAMURRAYB	C3324 - Suspicious Circumstances
31	10/03/2023 01:32 AM	230002433	121 BROADWAY ST	NA	L3542 Follow Up - MA
32	10/03/2023 08:49 AM	230002434	N BELLE RIVER AVE&DEGURSE AVE	MAVANDERMEULENJ	L3590 - Traffic Stop - MA
33	10/03/2023 09:17 AM	230002435	6221 KING RD	MAVANDERMEULENJ	C3250 - Mental Health Call
34	10/03/2023 01:01 PM	230002436	226 BELL ST	NA	C3334 - Assist Other Govt Agency
35	10/03/2023 01:25 PM	230002437	137 N PARKER ST	MAVANDERMEULENJ	C3804 - Animal Complaint
36	10/03/2023 02:29 PM	230002438	WARD ST&KING RD	MAVANDERMEULENJ	C4041 - Speeding Citation
37	10/03/2023 02:57 PM	230002439	BROADWAY ST&N MARY ST	MAMURRAYB	L3590 - Traffic Stop - MA
38	10/03/2023 03:10 PM	230002440	5304 MARINE CITY HWY	MAMURRAYB	L3590 - Traffic Stop - MA
39	10/03/2023 03:22 PM	230002441	531 BRUCE ST	MAMURRAYB	C3399 - Miscellaneous All Other
40	10/03/2023 04:08 PM	230002442	700 CHANNEL DR	MAMURRAYB	C3299 - Welfare Check
41	10/03/2023 04:40 PM	230002443	6900 RIVER RD	MAMURRAYB	C3330 - Assist Other Law Enforcement Agency
42	10/03/2023 06:42 PM	230002444	415 BROWN ST	MAMURRAYB	C3250 - Mental Health Call
43	10/03/2023 08:09 PM	230002445	BROADWAY ST&N ELIZABETH ST	MAMARTINELLIC	C2933 - Vehicle Registration - Improper / Expired
44	10/03/2023 08:16 PM	230002446	127 E SAINT CLAIR ST	MAMURRAYB	C3355 - Civil Matter - Other
45	10/03/2023 08:47 PM	230002447	N WILLIAM ST&BROADWAY ST	MAMARTINELLIC	C4041 - Speeding Citation
46	10/04/2023 12:56 AM	230002448	S MAIN ST&BROADWAY ST	MAMARTINELLIC	C4041 - Speeding Citation
47	10/04/2023 03:33 AM	230002449	KING RD&DEGURSE AVE	MAMARTINELLIC	L3590 - Traffic Stop - MA
48	10/04/2023 10:03 AM	230002450	375 S PARKER ST	MABELLJ	C3381 - Sex Offender Registration - SOR
49	10/04/2023 01:45 PM	230002451	1601 CHARTIER RD	MAKENYONT	C2899 - Juvenile - All Other
50	10/04/2023 02:25 PM	230002452	375 S PARKER ST	MAKENYONT	C3318 - Found Property
51	10/04/2023 06:05 PM	230002453	558 BROADWAY ST	MAKENYONT	C3331 - Assist Medical
52	10/05/2023 08:44 AM	230002454	FAIRBANKS ST&N 2ND ST	MAKENYONT	L3590 - Traffic Stop - MA
53	10/05/2023 08:57 AM	230002455	S PARKER ST&HILL ST	MAMURRAYB	L3590 - Traffic Stop - MA

#	DATE/TIME	INCIDENT #	LOCATION	OFFICER	OFFENSE
54	10/05/2023 10:16 AM	230002456	BROADWAY ST&N WILLIAM ST	MAMURRAYB	L3590 - Traffic Stop - MA
55	10/05/2023 11:23 AM	230002457	BROADWAY ST&N WILLIAM ST	MAMURRAYB	L3590 - Traffic Stop - MA
56	10/05/2023 11:41 AM	230002458	N MAIN ST&WESTMINSTER ST	MAMURRAYB	L3590 - Traffic Stop - MA
57	10/05/2023 12:26 PM	230002459	S MAIN ST&BRIDGE ST	MAMURRAYB	L3590 - Traffic Stop - MA
58	10/05/2023 12:48 PM	230002460	316 S BELLE RIVER AVE	MAKENYONT	C3331 - Assist Medical
59	10/05/2023 02:35 PM	230002461	BROADWAY ST&S MARKET ST	MAMURRAYB	L3590 - Traffic Stop - MA
60	10/05/2023 03:02 PM	230002462	7827 RIVER RD	NA	L3542 Follow Up - MA
61	10/05/2023 03:05 PM	230002463	7622 RIVER RD	MAMURRAYB	C3330 - Assist Other Law Enforcement Agency
62	10/05/2023 03:53 PM	230002464	375 S PARKER ST	MAMURRAYB	C3318 - Found Property
63	10/05/2023 04:37 PM	230002465	JEFFERSON ST&S ELIZABETH ST	MAMURRAYB	5560 - Dog Law Violations [55000]
64	10/05/2023 09:20 PM	230002466	121 BROADWAY ST	NA	L3542 Follow Up - MA
65	10/06/2023 09:29 AM	230002467	BROADWAY ST&N MARY ST	MAHEASLIPJ	C4041 - Speeding Citation
66	10/06/2023 09:56 AM	230002468	N MAIN&CITY LIMITS	MAVANDERMEULENJ	C4041 - Speeding Citation
67	10/06/2023 10:07 AM	230002469	6221 KING RD	MAKENYONT	C3250 - Mental Health Call
68	10/06/2023 12:30 PM	230002470	6730 RIVER RD	MAVANDERMEULENJ	C3318 - Found Property
69	10/06/2023 03:55 PM	230002471	S MAIN ST&BROADWAY ST	MAVANDERMEULENJ	C4313 - Veh Reg Impr/Expired Citation
70	10/06/2023 05:18 PM	230002472	S PARKER ST&HILL ST	MAVANDERMEULENJ	C4041 - Speeding Citation
71	10/06/2023 06:16 PM	230002473	373 WOODWORTH ST	MAVANDERMEULENJ	C3312 - Neighborhood Trouble
72	10/06/2023 09:04 PM	230002474	327 S ELIZABETH ST	MAJONESJ	C3299 - Welfare Check
73	10/07/2023 12:40 AM	230002475	536 S ELIZABETH ST	MAJONESJ	C3299 - Welfare Check
74	10/07/2023 01:27 PM	230002476	621 CHARTIER RD	MAVANDERMEULENJ	C4041 - Speeding Citation
75	10/07/2023 02:02 PM	230002477	CHARTIER RD&S PARKER ST	MAVANDERMEULENJ	C4041 - Speeding Citation
76	10/07/2023 02:27 PM	230002478	ALGER ST&S PARKER ST	MAVANDERMEULENJ	L3590 - Traffic Stop - MA
77	10/07/2023 04:41 PM	230002479	536 S ELIZABETH ST	NA	L3542 Follow Up - MA
78	10/08/2023 02:39 AM	230002480	132 CARROLL ST	MAMARTINELLIC	C3310 - Family Trouble
79	10/08/2023 02:46 AM	230002481	132 CARROLL ST	MAMARTINELLIC	1313 - Assault/ Battery/Simple (Incl Domestic and Police Officer [13001]
80	10/08/2023 02:59 AM	230002482	132 CARROLL ST	NA	L3542 Follow Up - MA
81	10/08/2023 09:07 AM	230002483	318 S BELLE RIVER AVE	MAVANDERMEULENJ	C3331 - Assist Medical

#	DATE/TIME	INCIDENT #	LOCATION	OFFICER	OFFENSE
82	10/08/2023 09:51 AM	230002484	CHARTIER RD&S PARKER ST	MAVANDERMEULENJ	C4041 - Speeding Citation
83	10/08/2023 10:17 AM	230002485	405 BRUCE ST	MAVANDERMEULENJ	C3310 - Family Trouble
84	10/08/2023 12:11 PM	230002486	8261 RIVER RD	MAVANDERMEULENJ	C3336 - Assist Citizen
85	10/08/2023 12:38 PM	230002487	6550 KING RD	MAVANDERMEULENJ	C3299 - Welfare Check
86	10/08/2023 02:21 PM	230002488	229 S WATER ST	MAVANDERMEULENJ	C3902 - Burglary Alarm
87	10/08/2023 05:17 PM	230002489	S PARKER ST&ALGER ST	MAVANDERMEULENJ	C4041 - Speeding Citation
88	10/09/2023 01:14 AM	230002490	WESTMINSTER ST&N MAIN ST	MAMARTINELLIC	C4041 - Speeding Citation
89	10/09/2023 11:43 AM	230002491	N WILLIAM ST&HOLLAND ST	MAMURRAYB	L3590 - Traffic Stop - MA
90	10/09/2023 11:49 AM	230002492	523 HOLLAND ST	MAMURRAYB	L3590 - Traffic Stop - MA
91	10/09/2023 12:32 PM	230002493	N MAIN ST&PEARL ST	MAMURRAYB	L3590 - Traffic Stop - MA
92	10/09/2023 12:43 PM	230002494	N MAIN ST&MAPLE ST	MAMURRAYB	L3590 - Traffic Stop - MA
93	10/09/2023 01:33 PM	230002495	122 S MARKET ST	MABELLJ	L3520 - Pistol Sales Record - MA
94	10/09/2023 02:47 PM	230002496	375 S PARKER ST	MABELLJ	L3521 - Pistol Purchase Permit - MA
95	10/09/2023 04:42 PM	230002497	200 S PARKER ST	MAMURRAYB	4103 - Liquor - Transport (Open Container, etc) [41002]
96	10/10/2023 09:37 AM	230002498	730 BRUCE ST	MAKENYONT	2308 - Larceny - From Building (Includes Library, Office used by Public, etc) [23003]
97	10/10/2023 10:22 AM	230002499	PLANK RD&KING RD	MAMURRAYB	L3590 - Traffic Stop - MA
98	10/10/2023 12:25 PM	230002500	N MARY ST&HOLLAND ST	MAMURRAYB	L3590 - Traffic Stop - MA
99	10/10/2023 12:41 PM	230002501	FAIRBANKS ST&S BELLE RIVER AVE	MAMURRAYB	C3399 - Miscellaneous All Other
100	10/10/2023 01:14 PM	230002502	BROADWAY ST&S MAIN ST	MAMURRAYB	L3590 - Traffic Stop - MA
101	10/10/2023 01:31 PM	230002503	MARINE CITY HWY&KING RD	NA	L3592 BOL - MA
102	10/10/2023 04:12 PM	230002504	6000 RIVER RD	NA	L3592 BOL - MA
103	10/10/2023 04:29 PM	230002505	S PARKER ST&HILL ST	MAMURRAYB	L3590 - Traffic Stop - MA
104	10/10/2023 05:24 PM	230002506	BROADWAY ST&S MAIN ST	MAMURRAYB	L3590 - Traffic Stop - MA
105	10/10/2023 05:33 PM	230002507	N MARKET ST&BROADWAY ST	MAMURRAYB	C3728 - Traffic Complaint / Parking Complaint
106	10/11/2023 03:23 AM	230002508	6115 URBAN DR	MAREDMAND	C3330 - Assist Other Law Enforcement Agency
107	10/11/2023 04:49 AM	230002509	N MAIN ST&WOODWORTH ST	MAREDMAND	L3590 - Traffic Stop - MA
108	10/11/2023 06:21 AM	230002510	618 S WATER ST	MAREDMAND	C3336 - Assist Citizen

#	DATE/TIME	INCIDENT #	LOCATION	OFFICER	OFFENSE
109	10/11/2023 08:19 AM	230002511	121 WARD ST	MAVANDERMEULENJ	C3334 - Assist Other Govt Agency
110	10/11/2023 12:15 PM	230002512	222 N MAIN ST	MAVANDERMEULENJ	C3324 - Suspicious Circumstances
111	10/11/2023 02:07 PM	230002513	375 S PARKER ST	MABELLJ	L3521 - Pistol Purchase Permit - MA
112	10/11/2023 02:47 PM	230002514	850 SCOTT ST	MABELLJ	L3520 - Pistol Sales Record - MA
113	10/11/2023 03:44 PM	230002515	375 S PARKER ST	MABELLJ	L3521 - Pistol Purchase Permit - MA
114	10/11/2023 03:50 PM	230002516	135 ROBERTSON ST	MABELLJ	L3520 - Pistol Sales Record - MA
115	10/11/2023 04:54 PM	230002517	403 N MARY ST	MAVANDERMEULENJ	C3318 - Found Property
116	10/11/2023 07:47 PM	230002518	233 S MARY ST	MAMARTINELLIC	1302 - Agg/Fel Assault - Family - Other Weapon-Domestic [13002]
117	10/12/2023 03:10 AM	230002519	751 HYDRANGEA ST	MAMARTINELLIC	C3330 - Assist Other Law Enforcement Agency
118	10/12/2023 11:22 AM	230002520	S MAIN ST&BROADWAY ST	MAVANDERMEULENJ	C4041 - Speeding Citation
119	10/12/2023 04:32 PM	230002521	S PARKER ST&COTTRELL ST	MAVANDERMEULENJ	C4313 - Veh Reg Impr/Expired Citation
120	10/12/2023 05:07 PM	230002522	KING RD&WEST BLVD	MAVANDERMEULENJ	L3590 - Traffic Stop - MA
121	10/12/2023 06:29 PM	230002523	S PARKER ST&THOMPSON DR	MAVANDERMEULENJ	C3330 - Assist Other Law Enforcement Agency
122	10/13/2023 04:02 AM	230002524	318 S BELLE RIVER AVE	MAMARTINELLIC	C3310 - Family Trouble
123	10/13/2023 07:25 AM	230002525	320 S BELLE RIVER AVE	MABELLJ	L3520 - Pistol Sales Record - MA
124	10/13/2023 09:14 AM	230002526	KING RD&CHARTIER RD	MAKELLYP	C4041 - Speeding Citation
125	10/13/2023 09:34 AM	230002527	222 S WILLIAM ST	MAKELLYP	C3299 - Welfare Check
126	10/13/2023 10:25 AM	230002528	6040 KING RD	MAKELLYP	2605 - Fraud - Illegal Use of Credit Card [26002]
127	10/13/2023 01:27 PM	230002529	610 S WATER ST	MAKELLYP	C3318 - Found Property
128	10/13/2023 03:33 PM	230002530	S MAIN ST&MARINE ST	MAKELLYP	L3590 - Traffic Stop - MA
129	10/13/2023 05:58 PM	230002531	6730 RIVER RD	MAKELLYP	C3170 - Private Property Traffic Crash
130	10/13/2023 11:27 PM	230002532	318 S BELLE RIVER AVE	MAREDMAND	C3299 - Welfare Check
131	10/14/2023 11:31 AM	230002533	FAIRBANKS ST&N BELLE RIVER AVE	MAKENYONT	C3324 - Suspicious Circumstances
132	10/15/2023 09:40 AM	230002534	1900 S PARKER ST	MAJONESJ	L3590 - Traffic Stop - MA
133	10/15/2023 11:37 AM	230002535	1200 S BELLE RIVER AVE	MAJONESJ	L3590 - Traffic Stop - MA
134	10/15/2023 02:12 PM	230002536	2694 COUR REGIS ST	MAJONESJ	C3330 - Assist Other Law Enforcement Agency
135	10/15/2023 04:17 PM	230002537	1109 S BELLE RIVER AVE	MAJONESJ	C3336 - Assist Citizen
136	10/15/2023 08:28 PM	230002538	158 S WATER ST	MAREDMAND	C3324 - Suspicious Circumstances

#	DATE/TIME	INCIDENT #	LOCATION	OFFICER	OFFENSE
137	10/16/2023 02:25 PM	230002539	KING RD&BRUCE ST	MAVANDERMEULENJ	C4041 - Speeding Citation
138	10/16/2023 02:39 PM	230002540	KING RD&BRUCE ST	MAVANDERMEULENJ	C4041 - Speeding Citation
139	10/16/2023 07:01 PM	230002541	318 S BELLE RIVER AVE	MAKELLYP	C3299 - Welfare Check
140	10/16/2023 09:56 PM	230002542	N MAIN ST&N MARKET ST	MAKELLYP	L3590 - Traffic Stop - MA
141	10/17/2023 05:15 AM	230002543	DEGURSE AVE&RIVER VALLEY DR	MAKELLYP	C4041 - Speeding Citation
142	10/17/2023 07:42 AM	230002544	525 WOODWORTH ST	MAVANDERMEULENJ	C2899 - Juvenile - All Other
143	10/17/2023 12:27 PM	230002545	FAIRBANKS ST&N 2ND ST	MAVANDERMEULENJ	L3590 - Traffic Stop - MA
144	10/17/2023 02:25 PM	230002546	1085 WARD ST	MAVANDERMEULENJ	C4041 - Speeding Citation
145	10/17/2023 02:28 PM	230002547	1085 WARD ST	MAKENYONT	C3324 - Suspicious Circumstances
146	10/17/2023 03:09 PM	230002548	1229 S PARKER ST	MAVANDERMEULENJ	C4041 - Speeding Citation
147	10/17/2023 03:47 PM	230002549	BROWN ST&S BELLE RIVER AVE	MAVANDERMEULENJ	L3590 - Traffic Stop - MA
148	10/17/2023 05:07 PM	230002550	MARSH RD&MARINE CITY HWY	MAVANDERMEULENJ	C4048 - Improper Passing Citation
149	10/17/2023 06:42 PM	230002551	342 WEST BLVD	MAJONESJ	1303 - Agg/Fel Assault - Family - Strong Arm- Domestic [13002]
150	10/17/2023 09:29 PM	230002552	342 WEST BLVD	MAJONESJ	1301 - Agg/Fel Assault - Family - Gun - Domestic [13002]
151	10/18/2023 10:01 AM	230002553	822 S BELLE RIVER AVE	MAMURRAYB	C2899 - Juvenile - All Other
152	10/18/2023 01:02 PM	230002554	373 WOODWORTH ST	MABELLJ	L3520 - Pistol Sales Record - MA
153	10/18/2023 01:02 PM	230002555	405 BRUCE ST	MABELLJ	L3520 - Pistol Sales Record - MA
154	10/18/2023 01:02 PM	230002556	566 N WILLIAM ST	MABELLJ	L3520 - Pistol Sales Record - MA
155	10/18/2023 01:50 PM	230002557	BROADWAY ST&N MAIN ST	MAMURRAYB	L3590 - Traffic Stop - MA
156	10/18/2023 02:49 PM	230002558	KING RD&MARINE CITY HWY	MAMURRAYB	L3590 - Traffic Stop - MA
157	10/18/2023 03:10 PM	230002559	WARD ST&S PARKER ST	MAMURRAYB	5006 - Obstructing Justice [50000]
158	10/18/2023 03:57 PM	230002560	318 S BELLE RIVER AVE	MAHEASLIPJ	C3250 - Mental Health Call
159	10/19/2023 07:11 AM	230002561	174 N 5TH ST	MABELLJ	L3520 - Pistol Sales Record - MA
160	10/19/2023 07:47 AM	230002562	N MAIN ST&MAPLE ST	MAMURRAYB	L3590 - Traffic Stop - MA
161	10/19/2023 08:23 AM	230002563	WASHINGTON ST&S WATER ST	MAMURRAYB	C3704 - Traffic Complaint / Abandoned Auto
162	10/19/2023 09:37 AM	230002564	375 S PARKER ST	MABELLJ	L3522 - Records Check - MA
163	10/19/2023 12:26 PM	230002565	MARINE CITY HWY&KING RD	MAKENYONT	C3330 - Assist Other Law Enforcement Agency
164	10/19/2023 02:33 PM	230002566	FAIRBANKS ST&N 2ND ST	MAMURRAYB	L3590 - Traffic Stop - MA

#	DATE/TIME	INCIDENT #	LOCATION	OFFICER	OFFENSE
165	10/19/2023 04:30 PM	230002567	318 S BELLE RIVER AVE	MAMURRAYB	C3310 - Family Trouble
166	10/19/2023 07:05 PM	230002568	N MAIN ST&HOLLAND ST	MAMURRAYB	L3590 - Traffic Stop - MA
167	10/19/2023 07:46 PM	230002569	536 S PARKER ST	MAMURRAYB	L3590 - Traffic Stop - MA
168	10/19/2023 08:04 PM	230002570	BROADWAY ST&N MARY ST	MAMURRAYB	L3590 - Traffic Stop - MA
169	10/19/2023 08:09 PM	230002571	610 S WATER ST	MAMURRAYB	C3326 - Suspicious Vehicles
170	10/19/2023 09:46 PM	230002572	6138 RIVER RD	MAMURRAYB	L3590 - Traffic Stop - MA
171	10/20/2023 02:33 AM	230002573	1085 WARD ST	MAJONESJ	C3324 - Suspicious Circumstances
172	10/20/2023 03:37 AM	230002574	100 CARROLL ST	MAJONESJ	C3728 - Traffic Complaint / Parking Complaint
173	10/20/2023 09:24 AM	230002575	606 METROPOLIS ST	MABELLJ	L3520 - Pistol Sales Record - MA
174	10/20/2023 11:29 AM	230002576	132 CARROLL ST	NA	L3517 Subpoena Service - MA
175	10/20/2023 01:13 PM	230002577	214 S BELLE RIVER AVE	MABELLJ	L3520 - Pistol Sales Record - MA
176	10/20/2023 03:10 PM	230002578	375 S PARKER ST	MABELLJ	C3381 - Sex Offender Registration - SOR
177	10/20/2023 06:50 PM	230002579	223 S MAIN ST	MAVANDERMEULENJ	C3728 - Traffic Complaint / Parking Complaint
178	10/20/2023 08:54 PM	230002580	403 N MARY ST	MAKELLYP	C3324 - Suspicious Circumstances
179	10/21/2023 01:43 AM	230002581	MAPLE ST&N MAIN ST	MAKELLYP	80412 - Operating Under the Influence of Alcohol / Liquor OWI 2nd Offense [54002]
180	10/21/2023 09:03 AM	230002582	348 N WILLIAM ST	MAJONESJ	C3310 - Family Trouble
181	10/21/2023 12:53 PM	230002583	348 N WILLIAM ST	MAJONESJ	C3310 - Family Trouble
182	10/21/2023 04:43 PM	230002584	600 S PARKER ST	MAJONESJ	L3590 - Traffic Stop - MA
183	10/21/2023 08:39 PM	230002585	320 N 3RD ST	MAKELLYP	C3250 - Mental Health Call
184	10/22/2023 01:09 AM	230002586	SHEA RD&MARSH RD	MAKELLYP	C3330 - Assist Other Law Enforcement Agency
185	10/22/2023 06:30 AM	230002587	539 N WILLIAM ST	NA	
186	10/22/2023 06:45 AM	230002588	BROADWAY ST&N MARY ST	MAKELLYP	L3590 - Traffic Stop - MA
187	10/22/2023 11:44 AM	230002589	1390 S PARKER ST	MAVANDERMEULENJ	C3704 - Traffic Complaint / Abandoned Auto
188	10/22/2023 02:54 PM	230002590	S PARKER ST&ALGER ST	MAVANDERMEULENJ	C4041 - Speeding Citation
189	10/22/2023 03:57 PM	230002591	318 S BELLE RIVER AVE	MAVANDERMEULENJ	C3250 - Mental Health Call
190	10/22/2023 05:12 PM	230002592	432 UNION ST	MAVANDERMEULENJ	C3299 - Welfare Check
191	10/22/2023 08:47 PM	230002593	BROADWAY ST&S WILLIAM ST	MAJONESJ	L3590 - Traffic Stop - MA

#	DATE/TIME	INCIDENT #	LOCATION	OFFICER	OFFENSE
192	10/23/2023 01:46 AM	230002594	200 JEFFERSON ST	MAJONESJ	C3728 - Traffic Complaint / Parking Complaint
193	10/23/2023 09:06 AM	230002595	375 S PARKER ST	MABELLJ	L3522 - Records Check - MA
194	10/23/2023 09:59 AM	230002596	BROADWAY ST&N MAIN ST	MAMURRAYB	L3590 - Traffic Stop - MA
195	10/23/2023 10:21 AM	230002597	BROADWAY ST&N ELIZABETH ST	MAMURRAYB	L3590 - Traffic Stop - MA
196	10/23/2023 10:25 AM	230002598	N BELLE RIVER AVE&PITTSBURGH ST	MAMURRAYB	L3590 - Traffic Stop - MA
197	10/23/2023 11:05 AM	230002599	516 S PARKER ST	MAMURRAYB	L3590 - Traffic Stop - MA
198	10/23/2023 01:12 PM	230002600	KING RD&MARINE CITY HWY	MAMURRAYB	L3590 - Traffic Stop - MA
199	10/23/2023 02:13 PM	230002601	WESTMINSTER ST&N MAIN ST	MAMURRAYB	L3590 - Traffic Stop - MA
200	10/23/2023 03:01 PM	230002602	375 S PARKER ST	MABELLJ	L3522 - Records Check - MA
201	10/23/2023 03:04 PM	230002603	BROADWAY ST&N MAIN ST	MAMURRAYB	L3590 - Traffic Stop - MA
202	10/23/2023 03:17 PM	230002604	BROADWAY ST&N WILLIAM ST	MAMURRAYB	L3590 - Traffic Stop - MA
203	10/23/2023 03:51 PM	230002605	FAIRBANKS ST&N 2ND ST	MAMURRAYB	L3590 - Traffic Stop - MA
204	10/23/2023 04:33 PM	230002606	FAIRBANKS ST&N BELLE RIVER AVE	MAMURRAYB	L3590 - Traffic Stop - MA
205	10/23/2023 05:41 PM	230002607	S PARKER ST&HILL ST	MAMURRAYB	L3590 - Traffic Stop - MA
206	10/23/2023 10:34 PM	230002608	835 ROBERTSON ST	MAREDMAND	C3310 - Family Trouble
207	10/23/2023 11:04 PM	230002609	246 S ELIZABETH ST	MAREDMAND	C3310 - Family Trouble
208	10/23/2023 11:04 PM	230002610	534 S BELLE RIVER AVE	MAREDMAND	C3250 - Mental Health Call
209	10/24/2023 03:13 AM	230002611	167 N 6TH ST	MAREDMAND	C3310 - Family Trouble
210	10/24/2023 07:03 AM	230002612	330 S WILLIAM ST	MAMURRAYB	C2899 - Juvenile - All Other
211	10/24/2023 11:15 AM	230002613	915 BRUCE ST	MAMURRAYB	C3330 - Assist Other Law Enforcement Agency
212	10/24/2023 11:38 AM	230002614	BRUCE ST&S PARKER ST	MAMURRAYB	C2931 - DWLS OPS License Suspended / Revoked
213	10/24/2023 04:43 PM	230002615	330 S WILLIAM ST	MAMURRAYB	C3310 - Family Trouble
214	10/24/2023 05:53 PM	230002616	420 S WATER ST	MAMURRAYB	C3324 - Suspicious Circumstances
215	10/24/2023 05:49 PM	230002617	6800 KING RD	MAMURRAYB	L3510 - Noise Complaint - MA
216	10/24/2023 09:04 PM	230002618	S ELIZABETH ST&JEFFERSON ST	MAREDMAND	C3804 - Animal Complaint
217	10/25/2023 12:22 AM	230002619	751 HYDRANGEA ST	MAREDMAND	C3330 - Assist Other Law Enforcement Agency
218	10/25/2023 02:12 PM	230002620	375 S PARKER ST	MABELLJ	L3522 - Records Check - MA
219	10/25/2023 09:23 PM	230002621	158 S WATER ST	MAMARTINELLIC	C3324 - Suspicious Circumstances

#	DATE/TIME	INCIDENT #	LOCATION	OFFICER	OFFENSE
220	10/26/2023 05:34 AM	230002622	HILL ST&S PARKER ST	MAMARTINELLIC	C2933 - Vehicle Registration - Improper / Expired
221	10/26/2023 06:31 AM	230002623	142 S WATER ST	MAMARTINELLIC	C3324 - Suspicious Circumstances
222	10/26/2023 11:07 AM	230002624	N MAIN ST&PEARL ST	MAVANDERMEULENJ	C4080 - Distracted Driving
223	10/26/2023 11:54 AM	230002625	CHARTIER RD&S PARKER ST	MAVANDERMEULENJ	L3590 - Traffic Stop - MA
224	10/26/2023 12:05 PM	230002626	CHARTIER RD&S PARKER ST	MAVANDERMEULENJ	C4041 - Speeding Citation
225	10/26/2023 01:33 PM	230002627	822 S BELLE RIVER AVE	MAVANDERMEULENJ	C2899 - Juvenile - All Other
226	10/26/2023 03:09 PM	230002628	323 WASHINGTON ST	MAVANDERMEULENJ	C3299 - Welfare Check
227	10/26/2023 06:01 PM	230002629	435 WASHINGTON ST	MAVANDERMEULENJ	C3334 - Assist Other Govt Agency
228	10/26/2023 06:40 PM	230002630	6350 KING RD	MAVANDERMEULENJ	C3324 - Suspicious Circumstances
229	10/26/2023 08:00 PM	230002631	426 BROADWAY ST	MAMARTINELLIC	C3324 - Suspicious Circumstances
230	10/26/2023 09:13 PM	230002632	N MAIN ST&WOODWORTH ST	MAMARTINELLIC	L3590 - Traffic Stop - MA
231	10/26/2023 09:34 PM	230002633	S PARKER ST&ALGER ST	MAMARTINELLIC	L3590 - Traffic Stop - MA
232	10/27/2023 12:58 AM	230002634	N MARY ST&MAPLE ST	MAMARTINELLIC	L3590 - Traffic Stop - MA
233	10/27/2023 07:05 AM	230002635	WEST BLVD&KING RD	MAMURRAYB	L3590 - Traffic Stop - MA
234	10/27/2023 07:22 AM	230002636	375 S PARKER ST	MABELLJ	L3522 - Records Check - MA
235	10/27/2023 07:23 AM	230002637	375 S PARKER ST	MABELLJ	L3522 - Records Check - MA
236	10/27/2023 09:20 AM	230002638	375 S PARKER ST	MABELLJ	L3521 - Pistol Purchase Permit - MA
237	10/27/2023 10:29 AM	230002639	351 WOODWORTH	MAMURRAYB	2602 - Fraud - Swindle [26001]
238	10/27/2023 12:18 PM	230002640	375 S PARKER ST	MAMURRAYB	C4199 - Other Non- Hazardous Citation
239	10/27/2023 01:08 PM	230002641	6373 KING RD	MAKENYONT	C4802 - Nicotine Violation - Civil Infraction
240	10/27/2023 01:12 PM	230002642	527 WARD ST	MABELLJ	L3520 - Pistol Sales Record - MA
241	10/27/2023 01:54 PM	230002643	375 S PARKER ST	MABELLJ	L3521 - Pistol Purchase Permit - MA
242	10/27/2023 01:59 PM	230002644	516 S PARKER ST	MAMURRAYB	L3590 - Traffic Stop - MA
243	10/27/2023 02:56 PM	230002645	375 S PARKER ST	MABELLJ	L3520 - Pistol Sales Record - MA
244	10/27/2023 02:57 PM	230002646	245 N 3RD ST	MABELLJ	L3520 - Pistol Sales Record - MA
245	10/27/2023 03:00 PM	230002647	6800 KING RD	MABELLJ	L3520 - Pistol Sales Record - MA
246	10/27/2023 03:18 PM	230002648	835 ROBERTSON ST	NA	L3517 Subpoena Service - MA
247	10/27/2023 03:44 PM	230002649	BROADWAY ST&N MARY ST	MAMURRAYB	L3590 - Traffic Stop - MA
248	10/27/2023 04:07 PM	230002650	N MARY ST&BROADWAY ST	MAMURRAYB	L3590 - Traffic Stop - MA

#	DATE/TIME	INCIDENT #	LOCATION	OFFICER	OFFENSE
249	10/27/2023 04:17 PM	230002651	N MARY ST&HOLLAND ST	MAMURRAYB	L3590 - Traffic Stop - MA
250	10/27/2023 05:32 PM	230002652	BROADWAY ST&N MAIN ST	MAMURRAYB	C3331 - Assist Medical
251	10/27/2023 07:21 PM	230002653	825 ROBERTSON ST	NA	L3517 Subpoena Service - MA
252	10/27/2023 10:17 PM	230002654	316 S BELLE RIVER AVE	MAREDMAND	C3312 - Neighborhood Trouble
253	10/28/2023 11:15 AM	230002655	N MARY ST&MAPLE ST	MAMURRAYB	L3590 - Traffic Stop - MA
254	10/28/2023 11:27 AM	230002656	N MARY ST&HOLLAND ST	MAMURRAYB	L3590 - Traffic Stop - MA
255	10/28/2023 11:35 AM	230002657	N MARY ST&BROADWAY ST	MAMURRAYB	L3590 - Traffic Stop - MA
256	10/28/2023 11:43 AM	230002658	6040 KING RD	MAMURRAYB	3078 - Retail Fraud Theft 3rd Degree [30002]
257	10/28/2023 12:22 PM	230002659	BRIDGE ST&S MAIN ST	MAMURRAYB	L3590 - Traffic Stop - MA
258	10/28/2023 01:36 PM	230002660	S MAIN ST&JEFFERSON ST	MAMURRAYB	C2931 - DWLS OPS License Suspended / Revoked
259	10/28/2023 01:52 PM	230002661	375 S PARKER ST	MABELLJ	L3524 - Community Oriented Policing - MA
260	10/28/2023 02:16 PM	230002662	325 S PARKER ST	MAMURRAYB	C3324 - Suspicious Circumstances
261	10/28/2023 02:23 PM	230002663	320 N 3RD ST	MAMURRAYB	C3299 - Welfare Check
262	10/28/2023 07:37 PM	230002664	CHARTIER RD&KING RD	MAREDMAND	L3590 - Traffic Stop - MA
263	10/28/2023 08:54 PM	230002665	404 HILL ST	MAREDMAND	L3510 - Noise Complaint - MA
264	10/29/2023 12:02 AM	230002666	SCOTT ST&S PARKER ST	MAREDMAND	L3510 - Noise Complaint - MA
265	10/29/2023 03:19 AM	230002667	409 N MAIN ST	MAREDMAND	2475 - Motor Vehicle as Stolen Property - Unauthorized Use (Inc Joy Riding) [24002]
266	10/29/2023 08:09 AM	230002668	335 S WATER ST	MAMURRAYB	C3331 - Assist Medical
267	10/29/2023 10:03 AM	230002669	6250 KING RD	MAMURRAYB	L3598 - General Assistance - Specify - MA
268	10/29/2023 11:51 AM	230002670	375 S PARKER ST	NA	L3542 Follow Up - MA
269	10/29/2023 02:55 PM	230002671	1796 S PARKER ST	MAMURRAYB	L3590 - Traffic Stop - MA
270	10/30/2023 07:45 AM	230002672	375 S PARKER ST	MABELLJ	L3522 - Records Check - MA
271	10/30/2023 07:45 AM	230002673	375 S PARKER ST	MABELLJ	L3522 - Records Check - MA
272	10/30/2023 08:22 AM	230002674	835 ROBERTSON ST	MAVANDERMEULENJ	C3310 - Family Trouble
273	10/30/2023 10:41 AM	230002675	CHARTIER RD&S PARKER ST	MAVANDERMEULENJ	C4041 - Speeding Citation
274	10/30/2023 11:29 AM	230002676	KING RD&WEST BLVD	MAVANDERMEULENJ	C4041 - Speeding Citation
275	10/30/2023 01:36 PM	230002677	6550 KING RD	MAVANDERMEULENJ	C2899 - Juvenile - All Other

#	DATE/TIME	INCIDENT #	LOCATION	OFFICER	OFFENSE
276	10/30/2023 01:41 PM	230002678	375 S PARKER ST	MABELLJ	L3503 - Departmental Background Checks - MA
277	10/30/2023 02:28 PM	230002679	CHARTIER RD&KING RD	MAVANDERMEULENJ	C4041 - Speeding Citation
278	10/30/2023 02:40 PM	230002680	1465 CHARTIER RD	MAVANDERMEULENJ	C3330 - Assist Other Law Enforcement Agency
279	10/30/2023 08:58 PM	230002681	BROADWAY ST&N MARY ST	MAMARTINELLIC	C4041 - Speeding Citation
280	10/30/2023 09:28 PM	230002682	WESTMINSTER ST&N WILLIAM ST	MAMARTINELLIC	C4041 - Speeding Citation
281	10/31/2023 09:45 AM	230002683	KING RD&WEST BLVD	MAVANDERMEULENJ	C4041 - Speeding Citation
282	10/31/2023 11:02 AM	230002684	6373 KING RD	MAKENYONT	C4802 - Nicotine Violation - Civil Infraction
283	10/31/2023 11:02 AM	230002685	6373 KING RD	MAKENYONT	C4802 - Nicotine Violation - Civil Infraction
284	10/31/2023 02:32 PM	230002686	CHARTIER RD&KING RD	MAVANDERMEULENJ	C4041 - Speeding Citation
285	10/31/2023 08:13 PM	230002687	750 CARROLL ST	MAMARTINELLIC	C3355 - Civil Matter - Other

Department of Public Works

Monthly Activity Report:
October 2023

Job Category	Location	Activity	Equipment	Hours
Building Maintenance	WWTP/WW/Belle River Pump Station/260 S. Parker	<u>WWTP</u> : General repairs; <u>Water Plant</u> : General repairs; <u>260 S. Parker</u> : Maintenance, Elections; <u>BRPS</u> : General repairs; 300 Broadway: Maintenance	Camel, '16 Silverado, '06 Silverado, '15 Silverado, 1 Ton, JCB	49
Banners / Decorations / Flags	Marine City	Install/Maintain Banners & Decorations	Boom Truck	16.5
Cemetery Maint./ Burials/ Columbarium	Woodlawn Cemetery	Routine Maintenance / Probes / Burials / Footings		56
Sidewalks	Marine City & DPW	Maintenance / Office	1 Ton	0
Equipment / Vehicle Maintenance	DPW	Repairs / Maintenance / Preventative Care	Sweeper, Camel, 4052r John Deere, JCBs, Sterlings, Pumps, Trucks	64
Office	DPW	Misc. Office Duties / Reports / Meetings / Budget / Marina Project / Grants / Field Work/ EGLE Reports/ Cross Connection / Review Plans		310
Beach Attendants	Beach			0
Flower Watering	Marine City			0
Grass Cutting	Buildings & Parks	General cutting / Property Clean up as Requested & Approved		101
Park Maintenance	Marine City	Garbage Pickup/ General Maintenance	'06 Silverado, 1 Ton	106.5
Routine Road Maintenance / Road Projects	Local/Major Roads/Parking Lots	Cold Patching/ Hot Patching/ Misc. Maintenance/ Sweeping	'06 Silverado, Camel, '18 JCB, '14 JD Sweeper	98
Sanitary Sewer Maintenance	Marine City	Cleaning/ Maintenance/ Inspection/ Miss Digs	'06 Silverado, Camel, Silverado	15
Shop Maintenance	DPW	Shop Repairs/ Maint./ Cleaning		53.5
Signs	Marine City		'15 Silverado	10
Storm Sewer Maintenance	Marine City	Catch Basin Cleaning/ Storm Sewer Maintenance & Locating	'06 Silverado, Camel	16.5
Bridge	Marine City	Maintenance/ Kayak Launch	1 Ton	2
Water System Maintenance	Marine City	Water Leaks & Investigation/ Curb Box Maint./ Misc. Maint./ Service Line Maint. & Replace/ Meters/ Final Reads/ Water Turn On & Off/ Shutoffs/ Miss Digs/ Valve locate/ Hydroexcavating/ Cross Connection	'06 Silverado, Camel	343
Training	Marine City			0
Upcoming Projects:			Total Hours:	1241
Water Service Line Replacement & Inventory - Screw Pump Replacement - Marina Project				

Permit List

11/09/2023

Permit Type	Address	Category	Applicant	Date Applied	Date Issued	Amount Billed
Building	215 BROADWAY ST	Res. Utility Building	S. A. Torello Inc	10/03/2023	10/10/2023	\$215.00
Building	250 S PARKER ST	Sign	PHILLIPS SIGN & LIGHTING, IN	10/04/2023	10/10/2023	\$100.00
Building	630 WEST BLVD	Res. Add/Alter/Repair	NU-IMAGE INSTALLS LTD	10/04/2023	10/04/2023	\$362.00
Building	655 N MAIN ST	ROOF	MIDPOINT CONSTRUCTION	10/05/2023	10/05/2023	\$362.00
Building	6111 KING RD	Res. Utility Building	AMERICAN STEEL CARPORT	10/10/2023	10/10/2023	\$362.00
Building	324 PLEASANT ST	Res. Add/Alter/Repair	RYAN G MCNAMARA	10/12/2023	10/12/2023	\$507.00
Building	130 MAPLE ST	ROOF	ST.CLAIR ROOFING	10/23/2023	10/23/2023	\$262.00
Building	303 S PARKER ST	Sign	NORTHERN SIGN CO.	10/26/2023	10/26/2023	\$100.00
Building	303 S PARKER ST	Sign	NORTHERN SIGN CO.	10/26/2023	10/26/2023	\$100.00
Electrical	152 BELL AVE	Electrical	B & T ELECTRIC, INC	10/03/2023	10/03/2023	\$156.00
Electrical	424 RIVER VALLEY DR	Electrical	RANDAZZO MECHANICAL HE	10/10/2023	10/10/2023	\$161.00
Electrical	324 PLEASANT ST	Electrical	MICHAEL KOSSACK	10/12/2023	10/12/2023	\$348.40
Electrical	256 N MARKET ST	Electrical	John M. Stephenson	10/24/2023	10/24/2023	\$172.00
Electrical	303 S PARKER ST	Sign	NORTHERN SIGN CO.	10/26/2023	10/26/2023	\$195.00
Electrical	409 N MAIN ST	Electrical	RANDAZZO MECHANICAL HE	10/26/2023	10/30/2023	\$161.00
Electrical	2035 S PARKER ST	Res. Add/Alter/Repair	John M. Stephenson	10/31/2023	10/31/2023	\$192.00
Electrical	797 S WATER ST	Electrical	Joseph Brewer	10/31/2023	10/31/2023	\$185.00
Mechanical	152 BELL AVE	Mechanical	Superior Heating & Cooling	10/03/2023	10/03/2023	\$225.00
Mechanical	536 N MARY ST	Mechanical	IVAN IVANOV	10/09/2023	10/10/2023	\$155.00
Mechanical	424 RIVER VALLEY DR	Mechanical	RANDAZZO MECHANICAL HE	10/10/2023	10/10/2023	\$270.00
Mechanical	201 N MAIN ST	Mechanical	Superior Heating & Cooling	10/11/2023	10/11/2023	\$205.00
Mechanical	409 N MAIN ST	Mechanical	RANDAZZO MECHANICAL HE	10/26/2023	10/30/2023	\$230.00
Mechanical	797 S WATER ST	Mechanical	JAMES A JOHNSTON III	10/31/2023	10/31/2023	\$230.00
Plumbing	218 PLEASANT ST	Plumbing	MCCRAY ALEXA	06/08/2023	10/03/2023	\$155.00
Water & Sewer	400 S WATER ST	WATER METER	MARINE CITY APARTMENTS LI	05/11/2023	10/30/2023	\$398.00
Water & Sewer	404 S WATER ST	WATER METER	MARINE CITY APARTMENTS LI	05/11/2023	10/30/2023	\$398.00
Water & Sewer	406 S WATER ST	WATER METER	MARINE CITY APARTMENTS LI	05/11/2023	10/30/2023	\$398.00
Water & Sewer	408 S WATER ST	WATER METER	MARINE CITY APARTMENTS LI	05/11/2023	10/30/2023	\$398.00
Water & Sewer	410 S WATER ST	WATER METER	MARINE CITY APARTMENTS LI	05/11/2023	10/30/2023	\$398.00
Water & Sewer	412 S WATER ST	WATER METER	MARINE CITY APARTMENTS LI	05/11/2023	10/30/2023	\$398.00
Water & Sewer	414 S WATER ST	WATER METER	MARINE CITY APARTMENTS LI	05/11/2023	10/30/2023	\$398.00
Water & Sewer	416 S WATER ST	WATER METER	MARINE CITY APARTMENTS LI	05/11/2023	10/30/2023	\$398.00
Water & Sewer	418 S WATER ST	WATER METER	MARINE CITY APARTMENTS LI	05/11/2023	10/30/2023	\$398.00
Water & Sewer	402 S WATER ST	WATER TAP	MARINE CITY APARTMENTS LI	05/11/2023	10/30/2023	\$4,610.00
ZONING	152 BELL AVE	DRIVEWAY (IMPROVED S	FOREST SUE ANN	08/23/2023	10/23/2023	\$150.00

ZONING	245 HAROLD ST	RESIDENTIAL FENCE	CHAMPION JOHN	08/23/2023	10/30/2023	\$100.00
ZONING	1859 S PARKER ST	RESIDENTIAL FENCE	MCKENZIE MICHAEL THOMAS	10/05/2023	10/05/2023	\$100.00

Number of Permits: 37

Total Billed: \$13,952.40

Population: All Records

Permit.DateIssued in <Previous month> [10/01/23 - 10/31/23]



TO: Scott Adkins, City Manger
FROM: Jim Schafer
DATE: November 6, 2023
SUBJECT: October Code Enforcement Activity Report

Outstanding Blight Complaints;

4- With waiting on how to proceed from the City Attorney. Email suggestion sent to the City Manager to move to the dangerous buildings committee on how to handle moving forward.

One of the four outstanding blight complaints concerned citizen called in regards to garbage in the driveway. DPW supervisor and City Manager removed garbage from the property.

1- In the process of the evicting renter and remove the blight. City issued a second fine to the owner of the property to have renter remove blight from the property.

Verification of previous blight fines checked on and reported to back to the Deputy clerk.

Blight Complaints;

1-With letter sent from the City to return to compliance.

Grass Complaints;

1- Repeat offender of vacant property with the DPW to continually cutting and the City invoicing for services.

Has decreased but still a handful with letters sent to return to compliance, if not cut by the homeowner after the first letter DPW advised to cut and charge the homeowner with the charge for services payable at the City offices.

Parking Complaints;

1- Parking complaint sent from PD to verify disabled vehicle in the driveway. Also noted to PD of construction trailer in the street.



City of Marine City
 Department of the City Clerk
 260 S. Parker
 Marine City, MI 48039
 (810) 765-8830
 kbaxter@cityofmarinecity.org

8c Special Event Permit Application

Application Fee: \$25.00
 Submit 90 Days Prior to Start of Event
 CASH/MONEY ORDER/CHECK ONLY
 Cash Receipting Code: S/E

The City of Marine City may impose restrictions on any special event in the interest of the health and safety of residents and participants. The applicant may be required to indemnify the city for and hold it harmless from and defend it against any and all claims, lawsuits or other liability. **Approval of the Special Event Permit Application and event date is subject to final approval of the City Commission, based on other activities occurring within the community.**

Application Date: 11/7/23

APPLICANT INFORMATION

Applicant/Sponsor of Event: Tyler Kreitzer Memorial Fund
 Is Sponsor of Event a Non-Profit Organization? Yes No
 Contact Person: Betsy Davenport
 Contact Number: [REDACTED]
 Email: [REDACTED]
 Mailing Address: [REDACTED]

EVENT INFORMATION

Name of Event: Friendsgiving 5K & 1-Mile Tyler Kreitzer Memorial Run
 Date/Hours of Event: 11/23/23 6AM-NOON
 Location of Event: 102 Pearl St. Marine City MI 48039
 Will alcoholic beverages be served? Yes No
 -Have you applied for a liquor license? Yes No (*If yes, please provide a copy)

Provide a detailed description of event (attach additional sheets, if necessary):
5K & 1-Mile Race in Marine City to
benefit the Tyler Kreitzer Memorial Fund.
Race map attached.

Are utility hook-ups required? Yes No
 Location: Mariner Pavilion (using what already exists)
 Will street closures be necessary? Yes No
 If yes, include a detailed map and indicate the date and time for closing and re-opening, including set-up and tear-down: _____

Is handicap/special parking needed? If yes, please explain: Not above what is
already provided

DEPARTMENT ROUTING SHEET
(For Internal Use Only)

Department	Estimated Costs	Comments	Actual Costs
POLICE			
DPW			
FIRE			

Total Estimated Costs: \$ _____

CITY USE

\$25.00 Application Fee Received: _____

Application reviewed / approved by the following departments:

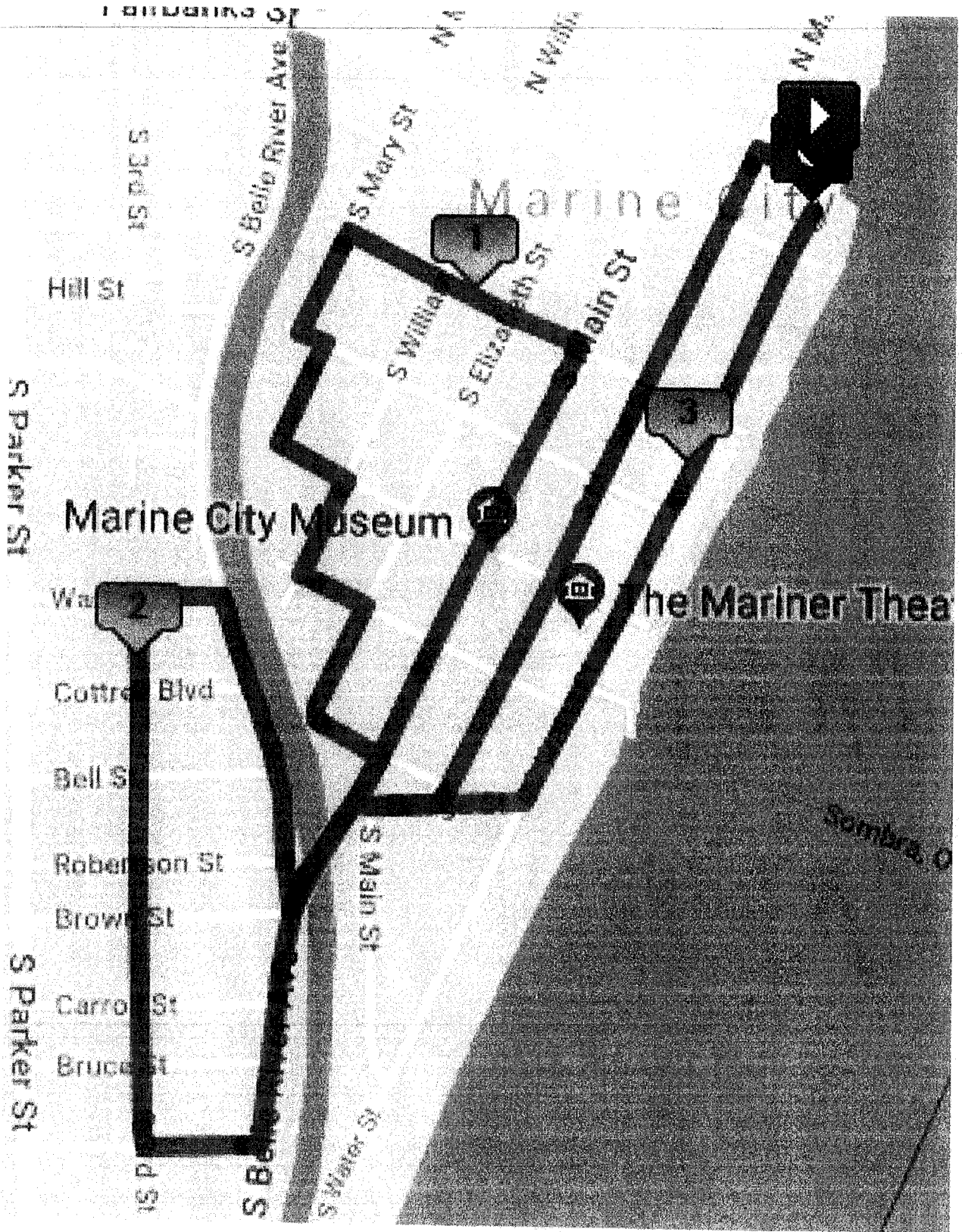
Police Chief _____

DPW _____

Fire Chief _____

City Manager _____

Approved by the City Commission on:



Marine City Museum

The Mariner Theatre

S Parker St

S Parker St

Hill St

Waite St

Cottrell Blvd

Bell St

Robertson St

Brown St

Carroll St

Bruce St

S 3rd St

S Belle River Ave

S Mary St

S William St

S Elizabeth St

Main St

S Main St

S Winter St

S Belmont St

N Main St

N Water St

N Main St

Sombra, O

NEW

Renewal of Number

United States Liability Insurance Company

1190 Devon Park Drive, Wayne, Pennsylvania 19087

A Member Company of United States Liability Insurance Group

POLICY DECLARATIONS

No. SE 1097790

NAMED INSURED AND ADDRESS:

**THE 2023 FRIENDSGIVING 5K & 1 MILE - TYLER
KREILTER MEMORIAL RUN**



This Policy is exempt from the filing requirements of Section 2236 of the Insurance Code of 1956, 1956 PA 218 and MCL 500.2236

POLICY PERIOD: (MO. DAY YR.) From: 11/23/2023 To: 11/25/2023

12:01 A.M. STANDARD TIME AT YOUR MAILING ADDRESS SHOWN ABOVE

FORM OF BUSINESS: Non-Profit Corporation

BUSINESS DESCRIPTION: Special Event

IN RETURN FOR THE PAYMENT OF THE PREMIUM, AND SUBJECT TO ALL THE TERMS OF THIS POLICY, WE AGREE WITH YOU TO PROVIDE THE INSURANCE AS STATED IN THIS POLICY.

THIS POLICY CONSISTS OF THE FOLLOWING COVERAGE PARTS FOR WHICH A PREMIUM IS INDICATED.
THIS PREMIUM MAY BE SUBJECT TO ADJUSTMENT.


	PREMIUM
Commercial Liability Coverage Part	\$253.00
TOTAL:	\$253.00

Coverage Form(s) and Endorsement(s) made a part of this policy at time of issue

See Endorsement EOD (1/95)

Agent: **BRAISHFIELD ASSOCIATES, A DIVISION OF HULL & COMPANY, LLC. (1799)**
5750 Major Blvd., Ste 200
Orlando, FL 32819
Broker: C Stevens Agency
4695 Lapeer
Kimball, MI 48074

Issued: 11/02/2023 9:48 AM

By: 
Authorized Representative

UPD (08-07) THESE DECLARATIONS TOGETHER WITH THE COMMON POLICY CONDITIONS, COVERAGE PART DECLARATIONS, COVERAGE PART COVERAGE FORM(S) AND FORMS AND ENDORSEMENTS, IF ANY, ISSUED TO FORM A PART THEREOF, COMPLETE THE ABOVE NUMBERED POLICY.

EXTENSION OF DECLARATIONS

Policy No. SE 1097790

Effective Date: **11/23/2023**

12:01 AM STANDARD TIME AT YOUR MAILING ADDRESS

FORMS AND ENDORSEMENTS

LLQ368	08/10	Separation Of Insureds Clarification Endorsement
SPE 300	05/09	Special Events Property Damage Amendment
SPE 312	03/15	Who Is An Insured
TRIADN	12/20	Disclosure Notice of Terrorism Insurance Coverage

EXTENSION OF DECLARATIONS

Regardless of the dates shown on the Declarations, this insurance applies only for the location(s), event(s) and date(s) specified in this Extension of Declarations.

Policy No. SE 1097790

SCHEDULE OF EVENTS

<i>Event</i>	<i>Start Date</i>	<i>End Date</i>
Sporting Event / Tournament - Running Events (5K, 8K, & 10K) (applicant is the host of the event)	11/23/2023	11/23/2023

Location(s):

102 Pearl St , Marine City, MI 48039

Subject to the terms and conditions of this policy, coverage is provided for a maximum of twenty-four (24) hours after the scheduled end date of an event shown above.

Check Date	Bank	Check	Vendor	Vendor Name	Amount
Bank FTB FIFTH THIRD BANK					
11/01/2023	FTB	941 (E)	C252	COMCAST	265.31
11/01/2023	FTB	19244	CM01	CHRISTINA MANN	40.61
11/01/2023	FTB	19245	F003	CINTAS FIRE 636525	1,699.36
11/01/2023	FTB	19246	CTE01	COOL THREADS EMBROIDERY	299.00
11/01/2023	FTB	19247	E086	EMTERRA ENVIRONMENTAL USA CORP	787.50
11/01/2023	FTB	19248	B017	FOSTER BLUE WATER OIL LLC	2,076.55
11/01/2023	FTB	19249	GE02	GIBBONS LAW ENFORCEMENT CONSULTING	250.00
11/01/2023	FTB	19250	H013	HILL'S SERVICE CENTER INC	40.00
11/01/2023	FTB	19251	SR01	SCHWEM'S RUBBER STAMP & TROPHY	113.90
11/01/2023	FTB	19252	S004	SEMCOG	500.00
11/01/2023	FTB	19253	SKI999	SKIP PRINTING	985.00
11/01/2023	FTB	19254	T125	TK & ASSOCIATES LLC	720.00
11/01/2023	FTB	19255	V006	VERIZON WIRELESS	190.31
11/02/2023	FTB	19256	P01	JEAN PARCELL	1,000.00
11/03/2023	FTB	19257	C072	ADVANCE AUTO PARTS	366.96
11/08/2023	FTB	942 (E)	C252	COMCAST	207.10
11/08/2023	FTB	943 (E)	C350	COMCAST BUSINESS	740.67
11/08/2023	FTB	944 (E)	L006	LUMBERJACK BUILDING CENTERS INC.	774.22
11/08/2023	FTB	19258	A023	AARON D ATKINSON	35.00
11/08/2023	FTB	19259	A110	AMAZON BUSINESS	383.17
11/08/2023	FTB	19260	A997	AUTOZONE, INC	10.03
11/08/2023	FTB	19261	B177	BMJ ENGINEERS & SURVEYORS INC	157.00
11/08/2023	FTB	19262	BM01	BRENT MURRAY	35.00
11/08/2023	FTB	19263	A275	BRIAN ATHERTON	35.00
11/08/2023	FTB	19264	C103	CHRISTOPHER MARTINELLI	35.00
11/08/2023	FTB	19265	F003	CINTAS FIRE 636525	170.00
11/08/2023	FTB	19266	D80	DANIEL DEGUEISIPPE	35.00
11/08/2023	FTB	19267	R990	DOMINIC REDMAN	35.00
11/08/2023	FTB	19268	E007	ETNA SUPPLY COMPANY	1,096.00
11/08/2023	FTB	19269	H101	HAVILAND PRODUCTS COMPANY	1,777.50
11/08/2023	FTB	19270	I039	IDEXX DISTRIBUTION, INC.	622.07
11/08/2023	FTB	19271	A118	INTERSTATE BILLING SERVICE INC	1,189.20
11/08/2023	FTB	19272	J091	JADE SCIENTIFIC INC	601.58
11/08/2023	FTB	19273	J032	JAMES D HEASLIP	65.00
11/08/2023	FTB	19274	V023	JAMES R VANDERMEULEN	35.00
11/08/2023	FTB	19275	J011	JASON BELL	40.00
11/08/2023	FTB	19276	S995	JIM SCHAFER	35.00
11/08/2023	FTB	19277	J80	JOSHUA R DANNEELS	35.00
11/08/2023	FTB	19278	M377	MARK R. SCHWARTZ	2,527.28
11/08/2023	FTB	19279	I007	MICHAEL P ITRICH	1,600.00
11/08/2023	FTB	19280	R012	RAYMOND JAMES & ASSOCIATES	32,992.67
11/08/2023	FTB	19281	S352	STATE OF MICHIGAN-EGLE	1,618.08
11/08/2023	FTB	19282	KEN999	THOMAS KENYON	35.00
11/08/2023	FTB	19283	TH01	TONY'S HEATING & COOLING	180.00
11/08/2023	FTB	19284	T122	TRACE ANALYTICAL LABORATORIES	444.50
11/08/2023	FTB	19285	T016	TRACY KALLEK	40.00
11/08/2023	FTB	19286	W100	WILLIAM J KARAS	1,097.27

FTB TOTALS:

Total of 47 Checks:	58,017.84
Less 0 Void Checks:	0.00
Total of 47 Disbursements:	58,017.84

Memo

To: City Commission and City Manager
From: Treasurer's Office
Date: 11/8/2023
Re: Preliminary Financial Statements - October 2023

Please include the attached Preliminary Financial Statements for October 2023 on the next City Commission Agenda, November 16, 2023.

Thank you

Fund 101 GENERAL FUND

GL Number	Description	Balance
*** Assets ***		
101-000.000-001.001	CASH	3,580,051.83
101-000.000-001.009	CASH-PD SPECIAL ACCOUNT	108.46
101-000.000-001.900	CASH-FLAGSHIP FED CREDIT UNION	13.94
101-000.000-004.000	PETTY CASH - CASH DRAWERS	250.00
101-000.000-004.001	PETTY CASH \$100 - CUSTODIAN	100.00
101-000.000-004.301	PETTY CASH-POLICE DEPARTMENT	100.00
101-000.000-018.100	ALLOWANCE FOR DELINQUENT TAXES	(9,946.45)
101-000.000-040.000	ACCOUNT RECEIVABLE	190.00
101-000.000-040.120	A/R-VARIOUS VENDORS	15,057.22
101-000.000-040.121	A/R IRS OVERPAYMENT	2,591.73
101-000.000-045.001	S/A RECEIVABLE-SIDEWALKS	6,601.21
101-000.000-062.001	LEASE RECEIVABLE	2,970.64
101-000.000-062.002	LEASE RECEIVABLE	25,308.15
101-000.000-062.003	LEASE RECEIVABLE	169.93
101-000.000-072.000	DUE FROM COUNTIES	56,122.59
101-000.000-075.000	DUE FROM SCHOOLS	(12,622.75)
101-000.000-078.000	DUE FROM STATE OF MICHIGAN	253,169.00
101-000.000-084.202	DUE FROM MAJOR STREET FUND	2,818.03
101-000.000-084.203	DUE FROM LOCAL STREET FUND	2,502.70
101-000.000-084.265	DUE FROM DRUG FORFEITURE FUND	0.08
101-000.000-084.309	DUE FROM BROWNFIELD	27,391.41
101-000.000-084.592	DUE FROM WATER FUND	14,942.81
101-000.000-084.703	DUE FROM TAX ACCOUNT FUND	(1,343,119.49)
101-000.000-084.704	DUE FROM PAYROLL CLEARING FUND	219.73
101-000.000-123.200	PREPAID POSTAGE	1,854.38
101-000.000-189.001	LEASE RECEIVABLE	243,225.83
101-000.000-189.002	LEASE RECEIVABLE	197,621.81
101-000.000-189.003	LEASE RECEIVABLE	5,526.38
Total Assets		3,073,219.17
*** Liabilities ***		
101-000.000-200.000	ACCOUNTS PAYABLE	(4,435.49)
101-000.000-200.100	ADDITIONAL ACCOUNTS PAYABLE	7,528.61
101-000.000-214.202	DUE TO MAJOR ROAD FUND	6,211.37
101-000.000-214.203	DUE TO LOCAL ROAD FUND	6,581.00
101-000.000-214.703	DUE TO TAX ACCOUNT	3,723.34
101-000.000-214.704	DUE TO PAYROLL CLEARING FUND	4,861.05
101-000.000-214.731	DUE TO M.C. RETIREMENT SYSTEM	410.34
101-000.000-228.630	DUE TO STATE-SEX OFFENDER REG.	166.75
101-000.000-237.000	INSURANCE PREMIUM CO-PAY(PREPMT)	1,150.00
101-000.000-257.000	ACCRUED WAGES PAYABLE	38,950.55
101-000.000-362.000	DEFERRED REVENUE	292,891.00
Total Liabilities		358,038.52

Fund 101 GENERAL FUND

GL Number	Description	Balance
*** Fund Balance ***		
101-000.000-339.000	UNEARNED REVENUE	484,812.95
101-000.000-367.001	DEFERRED INFLOW	246,196.47
101-000.000-367.002	DEFERRED INFLOW	222,929.96
101-000.000-367.003	DEFERRED INFLOW	5,696.31
101-000.000-376.003	PARK IMPROVEMENTS REST. FUNDS	30,465.12
101-000.000-376.004	BEACH FUNRAISER DON-REST FUNDS	1,135.39
101-000.000-376.005	BEACH FUNRAISER GRANT REST FUNDS	2,369.90
101-000.000-376.006	OWI-MCPD REST. FUNDS	187.50
101-000.000-376.007	ROAD TAX MILLAGE REST. FUNDS	115,250.31
101-000.000-376.009	CITY OFFICES REST. FUNDS	137.11
101-000.000-376.010	RIVER REC TEEN ZONE REST. FUNDS	500.00
101-000.000-376.025	COMMUNITY ECONOMIC BOARD RESTRICTE	6,533.11
101-000.000-376.029	RESTRICTED FUNDS-TMOBILE GRANT	50,000.00
101-000.000-390.000	FUND BALANCE	1,728,336.66
Total Fund Balance		2,894,550.79
Beginning Fund Balance - 22-23		2,921,271.98
Net of Revenues VS Expenditures - 22-23		164,450.69
Fund Balance Adjustments - 22-23		(28,000.00)
*22-23 End FB/23-24 Beg FB		3,059,001.48
Net of Revenues VS Expenditures - Current Year		(343,820.83)
Fund Balance Adjustments		0.00
Ending Fund Balance		2,715,180.65
Total Liabilities And Fund Balance		3,073,219.17

* Year Not Closed

Fund 102 GUY CENTER

GL Number	Description	Balance
*** Assets ***		
102-000.000-001.001	CASH	218,369.75
Total Assets		218,369.75
Beginning Fund Balance - 22-23		0.00
Net of Revenues VS Expenditures - 22-23		218,369.75
*22-23 End FB/23-24 Beg FB		0.00
Net of Revenues VS Expenditures - Current Year		0.00
Ending Fund Balance		0.00
Total Liabilities And Fund Balance		218,369.75

* Year Not Closed

Fund 202 MAJOR STREET FUND

GL Number	Description	Balance
*** Assets ***		
202-000.000-001.001	CASH	1,538,925.52
202-000.000-040.120	A/R-VARIOUS VENDORS	893.88
202-000.000-078.000	DUE FROM STATE OF MICHIGAN	(12,069.93)
202-000.000-084.101	DUE FROM GENERAL FUND	6,211.37
202-000.000-084.601	DUE FROM ACCOUNTS PAYABLE	147.12
Total Assets		1,534,107.96
*** Liabilities ***		
202-000.000-200.000	ACCOUNTS PAYABLE	(762.79)
202-000.000-214.101	DUE TO GENERAL FUND	3,763.49
202-000.000-214.203	DUE TO LOCAL ROAD FUND	290,057.73
202-000.000-214.592	DUE TO WATER/SEWER FUND	208,731.23
202-000.000-214.601	DUE TO ACCOUNTS PAYABLE	2,199.63
202-000.000-257.000	ACCRUED WAGES PAYABLE	2,367.93
Total Liabilities		506,357.22
*** Fund Balance ***		
202-000.000-390.000	FUND BALANCE	829,492.21
Total Fund Balance		829,492.21
Beginning Fund Balance - 22-23		829,492.21
Net of Revenues VS Expenditures - 22-23		232,536.57
*22-23 End FB/23-24 Beg FB		1,062,028.78
Net of Revenues VS Expenditures - Current Year		(34,278.04)
Ending Fund Balance		1,027,750.74
Total Liabilities And Fund Balance		1,534,107.96

* Year Not Closed

Fund 203 LOCAL STREET FUND

GL Number	Description	Balance
*** Assets ***		
203-000.000-001.001	CASH	264,247.69
203-000.000-078.000	DUE FROM STATE OF MICHIGAN	(4,660.05)
203-000.000-084.101	DUE FROM GENERAL FUND	6,581.00
203-000.000-084.202	DUE FROM MAJOR STREET FUND	290,057.73
203-000.000-084.601	DUE FROM ACCOUNTS PAYABLE	106.86
Total Assets		556,333.23
*** Liabilities ***		
203-000.000-200.000	ACCOUNTS PAYABLE	(1,117.58)
203-000.000-214.101	DUE TO GENERAL FUND	4,248.13
203-000.000-214.592	DUE TO WATER/SEWER FUND	30,000.00
203-000.000-214.601	DUE TO ACCOUNTS PAYABLE	8,440.24
203-000.000-257.000	ACCRUED WAGES PAYABLE	701.18
Total Liabilities		42,271.97
*** Fund Balance ***		
203-000.000-390.000	FUND BALANCE	602,146.03
Total Fund Balance		602,146.03
Beginning Fund Balance - 22-23		602,146.03
Net of Revenues VS Expenditures - 22-23		(43,853.18)
*22-23 End FB/23-24 Beg FB		558,292.85
Net of Revenues VS Expenditures - Current Year		(44,231.59)
Ending Fund Balance		514,061.26
Total Liabilities And Fund Balance		556,333.23

* Year Not Closed

Fund 209 CEMETERY FUND

GL Number	Description	Balance
*** Assets ***		
209-000.000-001.001	CASH	83,809.64
Total Assets		83,809.64
*** Liabilities ***		
209-000.000-200.000	ACCOUNTS PAYABLE	(391.37)
209-000.000-214.704	DUE TO PAYROLL CLEARING FUND	3.49
209-000.000-257.000	ACCRUED WAGES PAYABLE	1,065.48
Total Liabilities		677.60
*** Fund Balance ***		
209-000.000-390.000	FUND BALANCE	88,381.15
Total Fund Balance		88,381.15
Beginning Fund Balance - 22-23		88,381.15
Net of Revenues VS Expenditures - 22-23		(7.36)
*22-23 End FB/23-24 Beg FB		88,373.79
Net of Revenues VS Expenditures - Current Year		(5,241.75)
Ending Fund Balance		83,132.04
Total Liabilities And Fund Balance		83,809.64

* Year Not Closed

Fund 265 DRUG LAW ENFORCEMENT FUND

GL Number	Description	Balance
*** Assets ***		
265-000.000-001.001	CASH	7,787.99
265-000.000-001.007	CASH-PD DRUG ENFORCEMENT FUNDS	410.00
265-000.000-001.008	CASH-PD DRUG FORFEITURE UNJUDICATE	(25.92)
265-000.000-072.000	DUE FROM COUNTIES	375.00
Total Assets		8,547.07
*** Liabilities ***		
265-000.000-214.101	DUE TO GENERAL FUND	0.08
Total Liabilities		0.08
*** Fund Balance ***		
265-000.000-390.000	FUND BALANCE	9,010.99
Total Fund Balance		9,010.99
Beginning Fund Balance - 22-23		9,010.99
Net of Revenues VS Expenditures - 22-23		375.00
*22-23 End FB/23-24 Beg FB		9,385.99
Net of Revenues VS Expenditures - Current Year		(839.00)
Ending Fund Balance		8,546.99
Total Liabilities And Fund Balance		8,547.07

* Year Not Closed

Fund 309 BROWNFIELD REDEVELOPMENT

GL Number	Description	Balance
*** Assets ***		
309-000.000-001.001	CASH	125,727.34
Total Assets		125,727.34
*** Liabilities ***		
309-000.000-214.101	DUE TO GENERAL FUND	27,391.41
Total Liabilities		27,391.41
*** Fund Balance ***		
309-000.000-390.000	FUND BALANCE	34,814.70
Total Fund Balance		34,814.70
Beginning Fund Balance - 22-23		34,814.70
Net of Revenues VS Expenditures - 22-23		(27,391.41)
*22-23 End FB/23-24 Beg FB		7,423.29
Net of Revenues VS Expenditures - Current Year		90,912.64
Ending Fund Balance		98,335.93
Total Liabilities And Fund Balance		125,727.34

* Year Not Closed

Fund 401 CAPITAL PROJECTS FUND

GL Number	Description	Balance
*** Assets ***		
401-000.000-001.001	CASH	44,882.68
Total Assets		44,882.68
*** Liabilities ***		
Total Liabilities		0.00
*** Fund Balance ***		
401-000.000-384.000	GRANT SINKING COMMITTED FUNDS	32,129.25
401-000.000-390.000	FUND BALANCE	12,733.88
Total Fund Balance		44,863.13
Beginning Fund Balance - 22-23		44,863.13
Net of Revenues VS Expenditures - 22-23		19.55
Fund Balance Adjustments - 22-23		0.00
*22-23 End FB/23-24 Beg FB		44,882.68
Net of Revenues VS Expenditures - Current Year		0.00
Fund Balance Adjustments		0.00
Ending Fund Balance		44,882.68
Total Liabilities And Fund Balance		44,882.68

* Year Not Closed

Fund 592 WATER/SEWER FUND

GL Number	Description	Balance
*** Assets ***		
592-000.000-001.001	CASH	1,581,430.07
592-000.000-035.000	UNBILLED UTILITY BILLS RECEIVABLE	369,159.51
592-000.000-040.000	ACCOUNTS RECEIVABLE	352,670.66
592-000.000-045.050	S/A RECEIVABLE	357.16
592-000.000-076.000	DUE FROM TOWNSHIPS	74,942.00
592-000.000-084.202	DUE FROM MAJOR STREET FUND	30,000.00
592-000.000-084.203	DUE FROM LOCAL STREET FUND	208,731.23
592-000.000-084.703	DUE FROM TAX ACCOUNT FUND	15,077.20
592-000.000-084.704	DUE FROM PAYROLL CLEARING FUND	977.71
592-000.000-131.000	LAND IMPROVEMENTS-NON-DEPR.	63,173.65
592-000.000-152.000	CAPITAL OUTLAY-WATER	7,753,714.89
592-000.000-153.000	WATER SYSTEM/ACCUM DEP-FILTR.	(4,228,116.66)
592-000.000-154.000	CAPITAL OUTLAY -WASTEWATER	15,569,016.96
592-000.000-155.000	ACCUM DEPR SEWER TREATMENT	(14,075,171.70)
592-000.000-196.001	DEFERRED OUTFLOW-PENSION INVEST	268,136.00
592-000.000-197.001	DEFERRED OUTFLOW-CHG IN INVEST EXE	18,774.00
Total Assets		8,002,872.68
*** Liabilities ***		
592-000.000-200.000	ACCOUNTS PAYABLE	1,501.04
592-000.000-200.100	ADDITIONAL ACCOUNTS PAYABLE	67,023.48
592-000.000-214.101	DUE TO GENERAL FUND	14,942.81
592-000.000-214.704	DUE TO PAYROLL CLEARING FUND	103.43
592-000.000-251.000	ACCRUED INTEREST PAYABLE	3,099.00
592-000.000-257.000	ACCRUED WAGES PAYABLE	7,401.06
592-000.000-300.000	BONDS PAYABLE	445,000.00
592-000.000-304.000	LEASE PURCHASE PAYABLE-EQUIP.	(8.46)
592-000.000-307.001	APPROP FOR BOND REDEMPTION	20,000.00
592-000.000-334.000	NET PENSION LIABILITY	1,222,602.00
592-000.000-335.000	NET OPEB LIABILITY	1,194,869.00
592-000.000-360.001	DEFERRED INFLOW-CHG IN EXPERIENCE-	10,763.00
592-000.000-365.000	DEF. INFLOW-CHG IN INVESTMENT	175,714.00
Total Liabilities		3,163,010.36
*** Fund Balance ***		
592-000.000-376.013	REST. FUNDS-WATER MONITORING	149,091.15
592-000.000-376.014	REST FUNDS-READY TO SERVE WATER	273,594.17
592-000.000-376.015	REST FUNDS-READY TO SERVE SEWER	664,270.49
592-000.000-390.000	FUND BALANCE	3,179,892.28
Total Fund Balance		4,266,848.09

Fund 592 WATER/SEWER FUND

GL Number	Description	Balance
	Beginning Fund Balance - 22-23	4,266,848.09
	Net of Revenues VS Expenditures - 22-23	289,267.20
	*22-23 End FB/23-24 Beg FB	4,556,115.29
	Net of Revenues VS Expenditures - Current Year	283,747.03
	Ending Fund Balance	4,839,862.32
	Total Liabilities And Fund Balance	8,002,872.68

* Year Not Closed

User: POSEY

Period Ending 10/31/2023

DB: Marine City

Fund 601 ACCOUNTS PAYABLE FUND

GL Number	Description	Balance
*** Assets ***		
601-000.000-001.001	CASH	(227,757.20)
601-000.000-084.202	DUE FROM MAJOR STREET FUND	2,199.63
601-000.000-084.203	DUE FROM LOCAL STREET FUND	8,440.24
601-000.000-084.703	DUE FROM TAX ACCOUNT FUND	117,900.85
601-000.000-084.731	DUE FROM M.C. RETIREMENT FUND	14,510.00
601-000.000-084.736	D/F RETIREE HEALTH INS TRUST	87,086.02
Total Assets		2,379.54
*** Liabilities ***		
601-000.000-214.202	DUE TO MAJOR ROAD FUND	147.12
601-000.000-214.203	DUE TO LOCAL ROAD FUND	106.86
601-000.000-214.703	DUE TO TAX ACCOUNT	633.63
601-000.000-214.736	DUE TO RETIREE HEALTH INSURANCE FU	1,491.93
Total Liabilities		2,379.54
*** Fund Balance ***		
Total Fund Balance		0.00
Beginning Fund Balance - 22-23		0.00
Net of Revenues VS Expenditures - 22-23		0.00
*22-23 End FB/23-24 Beg FB		0.00
Net of Revenues VS Expenditures - Current Year		0.00
Ending Fund Balance		0.00
Total Liabilities And Fund Balance		2,379.54

* Year Not Closed

Fund 702 CEMETERY TRUST FUND

GL Number	Description	Balance
*** Assets ***		
702-000.000-002.601	POOL-PERPETUAL CARE (FTB)	124,642.54
702-000.000-002.602	POOL-GUY MAUSOLEUM (FTB)	12,608.43
Total Assets		137,250.97
*** Liabilities ***		
Total Liabilities		0.00
*** Fund Balance ***		
702-000.000-376.016	GUY MAUSOLEUM RESTRICTED FUNDS	7,493.37
702-000.000-376.017	PERPETUAL CARE RESTRICTED FUNDS	88,200.51
702-000.000-390.000	FUND BALANCE	41,497.28
Total Fund Balance		137,191.16
Beginning Fund Balance - 22-23		137,191.16
Net of Revenues VS Expenditures - 22-23		59.81
*22-23 End FB/23-24 Beg FB		137,250.97
Net of Revenues VS Expenditures - Current Year		0.00
Ending Fund Balance		137,250.97
Total Liabilities And Fund Balance		137,250.97

* Year Not Closed

Fund 703 TAX ACCOUNT FUND

GL Number	Description	Balance
*** Assets ***		
703-000.000-001.001	CASH	224,147.32
703-000.000-028.000	TAXES RECEIVABLE-DELQ PERS PROP	38,055.08
703-000.000-034.000	DELQ UTILITY BILLS RECEIVABLE (TAX	19,285.72
703-000.000-043.000	ACCOUNTS RECEIVABLE-REFUSE	288,425.97
703-000.000-084.101	DUE FROM GENERAL FUND	405.85
703-000.000-084.601	DUE FROM ACCOUNTS PAYABLE	633.63
Total Assets		570,953.57
*** Liabilities ***		
703-000.000-214.101	DUE TO GENERAL FUND	37.84
703-000.000-214.601	DUE TO ACCOUNTS PAYABLE	117,900.85
703-000.000-221.000	DUE TO CITY-OPERATING	105,610.30
703-000.000-221.001	DUE TO CITY-REFUSE	1,906.19
703-000.000-221.002	DUE TO CITY-WEEDS	(4.49)
703-000.000-221.003	DUE TO CITY-DELINQUENT WATER	3,667.00
703-000.000-221.004	DUE TO CITY-FMHA S/A	182.03
703-000.000-221.005	DUE TO CITY-PENALTY	12,071.61
703-000.000-221.006	DUE TO CITY-DELINQUENT OPERATING	2,259.93
703-000.000-221.008	DUE TO CITY-W/S DEBT DELQ	4,341.52
703-000.000-221.010	DUE TO CITY-SIDEWALK-ZONE 2 S/A	165.00
703-000.000-222.001	DUE TO COUNTY-OPERATING	(3,623.78)
703-000.000-222.002	DUE TO COUNTY-DRUGS	56.15
703-000.000-222.003	DUE TO COUNTY-VETERANS	1.53
703-000.000-222.004	DUE TO COUNTY-PARKS	7.59
703-000.000-222.005	DUE TO COUNTY-SENIOR CITIZENS	(35.28)
703-000.000-222.006	DUE TO COUNTY-ROADS	3.83
703-000.000-222.008	DUE TO COUNTY-STATE EDUCATION	(4,058.77)
703-000.000-222.012	DUE TO COUNTY-DELQ OPERATING	746.74
703-000.000-222.013	DUE TO COUNTY-DELINQUENT DRUGS	156.57
703-000.000-222.014	DUE TO COUNTY-DELQ VETERANS	27.89
703-000.000-222.015	DUE TO COUNTY-DELINQUENT PARKS	137.69
703-000.000-222.016	DUE TO COUNTY-DELQ SR CITIZENS	223.44
703-000.000-222.017	DUE TO COUNTY-DELQ COUNTY ROADS	69.78
703-000.000-222.018	DUE TO COUNTY-DELQ STATE EDUC.	842.68
703-000.000-222.019	DUE TO STATE LAND BANK	178.51
703-000.000-222.427	DUE TO - 74 EMS (MILL DIST)	(20,921.54)
703-000.000-223.002	DUE TO LIBRARY	8.05
703-000.000-223.003	DUE TO LIBRARY-DELINQUENT	195.49
703-000.000-225.001	DUE TO SCHOOLS-OPERATING	(25,170.51)
703-000.000-225.002	DUE TO SCHOOLS-DEBT	(1,192.92)
703-000.000-225.003	DUE TO SCHOOLS-SINKING FUND	10,056.50
703-000.000-225.004	DUE TO SCHOOLS-DELQ OPERATING	842.68
703-000.000-225.005	DUE TO SCHOOLS-DELINQUENT DEBT	389.74
703-000.000-225.006	DUE TO SCHOOLS-DELQ SINKING FUND	55.91
703-000.000-230.001	DUE TO OTHER UNITS-PEN/INT	11,902.45
703-000.000-234.001	DUE TO ISD-INTERMEDIATE SCHOOL	1,894.96
703-000.000-234.002	DUE TO ISD-VOCATIONAL EDUCATION	(627.91)

Fund 703 TAX ACCOUNT FUND

GL Number	Description	Balance
*** Liabilities ***		
703-000.000-234.003	DUE TO ISD-DELQ INT SCHOOL	27.01
703-000.000-234.004	DUE TO IDS-DELQ VOCATIONAL EDUC.	129.37
703-000.000-235.000	DUE TO COMMUNITY COLLEGE	(1,282.97)
703-000.000-235.001	DUE TO COMMUNITY COLLEGE-DELQ	264.40
703-000.000-236.000	DUE TO SPECIAL EDUCATION	(3,596.31)
703-000.000-236.001	DUE TO SPECIAL EDUCATION-DELQ	323.63
703-000.000-240.000	DUE TO COUNTY-AMBULANCE	20,918.87
703-000.000-362.101	DEFERRED REVENUE-GENERAL FUND	298,372.42
703-000.000-362.222	DEFERRED REVENUE-COUNTY	11,436.75
703-000.000-362.225	DEFERRED REVENUE-SCHOOLS	4,769.43
703-000.000-362.592	DEFERRED REVENUE-WATER/SEWER	19,285.72
Total Liabilities		570,953.57
*** Fund Balance ***		
Total Fund Balance		0.00
Beginning Fund Balance - 22-23		0.00
Net of Revenues VS Expenditures - 22-23		0.00
*22-23 End FB/23-24 Beg FB		0.00
Net of Revenues VS Expenditures - Current Year		0.00
Ending Fund Balance		0.00
Total Liabilities And Fund Balance		570,953.57

* Year Not Closed

Fund 704 PAYROLL CLEARING FUND

GL Number	Description	Balance
*** Assets ***		
704-000.000-001.001	CASH	4,058.75
704-000.000-084.101	DUE FROM GENERAL FUND	4,863.55
704-000.000-084.209	DUE FROM CEMETERY FUND	3.49
704-000.000-084.592	DUE FROM WATER FUND	103.43
704-000.000-084.731	DUE FROM M.C. RETIREMENT FUND	483.01
Total Assets		9,512.23
*** Liabilities ***		
704-000.000-214.101	DUE TO GENERAL FUND	2,735.44
704-000.000-214.592	DUE TO WATER/SEWER FUND	977.71
704-000.000-214.731	DUE TO M.C. RETIREMENT SYSTEM	2,452.48
704-000.000-231.010	DUE TO HSA-DPW (EMPLOYEE)	1,327.10
704-000.000-239.000	DUE TO HSA-EMPLOYER	2,019.50
Total Liabilities		9,512.23
Beginning Fund Balance - 22-23		0.00
Net of Revenues VS Expenditures - 22-23		0.00
*22-23 End FB/23-24 Beg FB		0.00
Net of Revenues VS Expenditures - Current Year		0.00
Ending Fund Balance		0.00
Total Liabilities And Fund Balance		9,512.23

* Year Not Closed

Fund 731 MARINE CITY RETIREMENT SYSTEM

GL Number	Description	Balance
*** Assets ***		
731-000.000-001.001	CASH	(108,136.05)
731-000.000-017.000	INVESTMENT IN SECURITIES	5,157,391.68
731-000.000-084.101	DUE FROM GENERAL FUND	410.34
731-000.000-084.704	DUE FROM PAYROLL CLEARING FUND	3,336.14
Total Assets		5,053,002.11
*** Liabilities ***		
731-000.000-214.736	DUE TO RETIREE HEALTH INSURANCE FU	(416.66)
Total Liabilities		(416.66)
*** Fund Balance ***		
731-000.000-390.000	FUND BALANCE	5,070,159.97
Total Fund Balance		5,070,159.97
Beginning Fund Balance - 22-23		5,070,159.97
Net of Revenues VS Expenditures - 22-23		203,446.51
*22-23 End FB/23-24 Beg FB		5,273,606.48
Net of Revenues VS Expenditures - Current Year		(220,187.71)
Ending Fund Balance		5,053,418.77
Total Liabilities And Fund Balance		5,053,002.11

* Year Not Closed

Fund 736 RETIREE HEALTH INS TRUST FUND

GL Number	Description	Balance
*** Assets ***		
736-000.000-001.001	CASH	(22,776.56)
736-000.000-017.000	INVESTMENT IN SECURITIES	323,933.91
736-000.000-084.601	DUE FROM ACCOUNTS PAYABLE	32,818.43
Total Assets		333,975.78
*** Liabilities ***		
736-000.000-200.000	ACCOUNTS PAYABLE	(16,396.43)
736-000.000-214.601	DUE TO ACCOUNTS PAYABLE	87,086.02
Total Liabilities		70,689.59
*** Fund Balance ***		
736-000.000-390.000	FUND BALANCE	295,159.32
Total Fund Balance		295,159.32
Beginning Fund Balance - 22-23		295,159.32
Net of Revenues VS Expenditures - 22-23		35,881.50
*22-23 End FB/23-24 Beg FB		331,040.82
Net of Revenues VS Expenditures - Current Year		(67,754.63)
Ending Fund Balance		263,286.19
Total Liabilities And Fund Balance		333,975.78

* Year Not Closed

PERIOD ENDING 10/31/2023

PRELIMINARY FINANCIAL STATEMENTS - OCTOBER 2023

GL NUMBER	2023-24 ORIGINAL BUDGET	2023-24 AMENDED BUDGET	YTD BALANCE 10/31/2023 NORM (ABNORM)	ACTIVITY FOR MONTH 10/31/23 INCR (DECR)	ENCUMBERED YEAR-TO-DATE	UNENCUMBERED BALANCE	% BDGT USED
Fund 101 - GENERAL FUND							
Revenues							
101-000.000-674.001	200.00	200.00	750.00	750.00	0.00	(550.00)	375.00
101-000.000-674.002	7,000.00	7,000.00	5,052.00	0.00	0.00	1,948.00	72.17
101-000.000-674.008	0.00	0.00	0.00	0.00	0.00	0.00	0.00
101-000.000-674.011	0.00	0.00	0.00	0.00	0.00	0.00	0.00
101-000.000-674.011-TL REVITAL	0.00	0.00	10,000.00	0.00	0.00	(10,000.00)	100.00
101-000.000-676.004	16,550.00	16,550.00	4,875.00	1,375.00	0.00	11,675.00	29.46
101-000.000-681.000	16,430.00	16,430.00	0.00	0.00	0.00	16,430.00	0.00
101-000.000-687.000	0.00	0.00	0.00	0.00	0.00	0.00	0.00
101-000.000-689.000	0.00	0.00	0.00	0.00	0.00	0.00	0.00
101-000.000-693.000	1,000.00	1,000.00	0.00	0.00	0.00	1,000.00	0.00
Total Dept 000.000	3,410,980.00	3,410,980.00	818,915.01	82,445.25	0.00	2,592,064.99	24.01
Dept 262.000 - ELECTIONS							
101-262.000-682.000	0.00	0.00	0.00	0.00	0.00	0.00	0.00
Total Dept 262.000 - ELECTIONS	0.00	0.00	0.00	0.00	0.00	0.00	0.00
Dept 265.000 - BUILDINGS/GROUNDS							
101-265.000-400.000	0.00	0.00	0.00	0.00	0.00	0.00	0.00
Total Dept 265.000 - BUILDINGS/GROUNDS	0.00	0.00	0.00	0.00	0.00	0.00	0.00
Dept 271.000 - SPECIAL PROJECTS							
101-271.000-000.000	0.00	0.00	0.00	0.00	0.00	0.00	0.00
Total Dept 271.000 - SPECIAL PROJECTS	0.00	0.00	0.00	0.00	0.00	0.00	0.00
Dept 301.000 - POLICE							
101-301.000-581.000	0.00	0.00	0.00	0.00	0.00	0.00	0.00
Total Dept 301.000 - POLICE	0.00	0.00	0.00	0.00	0.00	0.00	0.00
Dept 701.000 - PLANNING							
101-701.000-584.000	0.00	0.00	0.00	0.00	0.00	0.00	0.00
Total Dept 701.000 - PLANNING	0.00	0.00	0.00	0.00	0.00	0.00	0.00
TOTAL REVENUES	3,410,980.00	3,410,980.00	818,915.01	82,445.25	0.00	2,592,064.99	24.01
Expenditures							
Dept 000.000							
101-000.000-567.202	0.00	0.00	0.00	0.00	0.00	0.00	0.00
101-000.000-709.000-PROPCLEANO	0.00	0.00	57.93	18.61	0.00	(57.93)	100.00
101-000.000-711.000-PROPCLEANO	0.00	0.00	13.54	4.35	0.00	(13.54)	100.00
101-000.000-716.001-PROPCLEANO	0.00	0.00	47.89	15.40	0.00	(47.89)	100.00
101-000.000-723.000-PROPCLEANO	0.00	0.00	23.50	7.76	0.00	(23.50)	100.00

User: POSEY

DB: Marine City

PERIOD ENDING 10/31/2023

PRELIMINARY FINANCIAL STATEMENTS - OCTOBER 2023

GL NUMBER	2023-24 ORIGINAL BUDGET	2023-24 AMENDED BUDGET	YTD BALANCE 10/31/2023 NORM (ABNORM)	ACTIVITY FOR MONTH 10/31/23 INCR (DECR)	ENCUMBERED YEAR-TO-DATE	UNENCUMBERED BALANCE	% BDGT USED
Fund 101 - GENERAL FUND Expenditures							
Total Dept 000.000	0.00	0.00	142.86	46.12	0.00	(142.86)	100.00
Dept 101.000 - CITY COMMISSION							
101-101.000-704.004	6,000.00	6,000.00	3,000.00	3,000.00	0.00	3,000.00	50.00
101-101.000-709.000	380.00	380.00	186.00	186.00	0.00	194.00	48.95
101-101.000-711.000	90.00	90.00	43.50	43.50	0.00	46.50	48.33
101-101.000-752.000	250.00	250.00	0.00	0.00	0.00	250.00	0.00
101-101.000-861.000	300.00	300.00	0.00	0.00	0.00	300.00	0.00
101-101.000-880.000	250.00	250.00	500.00	0.00	0.00	(250.00)	200.00
101-101.000-900.000	0.00	0.00	0.00	0.00	0.00	0.00	0.00
101-101.000-909.000	100.00	100.00	0.00	0.00	0.00	100.00	0.00
101-101.000-911.000	500.00	500.00	0.00	0.00	0.00	500.00	0.00
101-101.000-915.000	7,200.00	7,200.00	2,124.00	0.00	0.00	5,076.00	29.50
101-101.000-916.000	500.00	500.00	0.00	0.00	0.00	500.00	0.00
Total Dept 101.000 - CITY COMMI	15,570.00	15,570.00	5,853.50	3,229.50	0.00	9,716.50	37.59
Dept 172.000 - CITY MANAGER							
101-172.000-702.000	70,400.00	70,400.00	29,076.93	6,461.55	0.00	41,323.07	41.30
101-172.000-704.001	5,000.00	5,000.00	0.00	0.00	0.00	5,000.00	0.00
101-172.000-709.000	4,675.00	4,675.00	1,926.74	400.61	0.00	2,748.26	41.21
101-172.000-711.000	1,100.00	1,100.00	450.65	93.70	0.00	649.35	40.97
101-172.000-716.001	3,770.00	3,770.00	1,440.00	320.00	0.00	2,330.00	38.20
101-172.000-718.001	12,000.00	12,000.00	2,000.01	0.00	0.00	9,999.99	16.67
101-172.000-723.000	1,200.00	1,200.00	0.00	0.00	0.00	1,200.00	0.00
101-172.000-726.000	120.00	120.00	0.00	0.00	0.00	120.00	0.00
101-172.000-755.000	1,000.00	1,000.00	1,211.42	45.02	131.36	(342.78)	134.28
101-172.000-791.000	150.00	150.00	249.00	0.00	0.00	(99.00)	166.00
101-172.000-801.000	0.00	0.00	0.00	0.00	0.00	0.00	0.00
101-172.000-802.000	0.00	0.00	0.00	0.00	0.00	0.00	0.00
101-172.000-850.000	2,500.00	2,500.00	1,140.71	160.61	0.00	1,359.29	45.63
101-172.000-851.001	50.00	50.00	0.00	0.00	0.00	50.00	0.00
101-172.000-861.000	200.00	200.00	0.00	0.00	0.00	200.00	0.00
101-172.000-900.000	100.00	100.00	0.00	0.00	0.00	100.00	0.00
101-172.000-911.000	300.00	300.00	149.00	0.00	0.00	151.00	49.67
101-172.000-915.000	150.00	150.00	546.00	546.00	0.00	(396.00)	364.00
101-172.000-916.000	600.00	600.00	0.00	0.00	0.00	600.00	0.00
Total Dept 172.000 - CITY MANAG	103,315.00	103,315.00	38,190.46	8,027.49	131.36	64,993.18	37.09
Dept 215.000 - CITY CLERK							
101-215.000-702.000	70,000.00	70,000.00	23,883.19	5,211.34	0.00	46,116.81	34.12
101-215.000-709.000	4,640.00	4,640.00	1,468.12	319.70	0.00	3,171.88	31.64
101-215.000-711.000	1,085.00	1,085.00	343.31	74.76	0.00	741.69	31.64
101-215.000-712.000	4,800.00	4,800.00	0.00	0.00	0.00	4,800.00	0.00
101-215.000-716.001	3,500.00	3,500.00	1,194.12	260.56	0.00	2,305.88	34.12
101-215.000-718.001	1,500.00	1,500.00	489.08	122.27	0.00	1,010.92	32.61
101-215.000-723.000	2,800.00	2,800.00	0.00	0.00	0.00	2,800.00	0.00
101-215.000-725.000	0.00	0.00	0.00	0.00	0.00	0.00	0.00
101-215.000-726.000	240.00	240.00	15.84	3.96	0.00	224.16	6.60
101-215.000-755.000	1,500.00	1,500.00	1,773.44	75.01	131.36	(404.80)	126.99
101-215.000-802.000	13,000.00	13,000.00	7,046.80	0.00	0.00	5,953.20	54.21

PERIOD ENDING 10/31/2023

PRELIMINARY FINANCIAL STATEMENTS - OCTOBER 2023

GL NUMBER	2023-24 ORIGINAL BUDGET	2023-24 AMENDED BUDGET	YTD BALANCE 10/31/2023 NORM (ABNORM)	ACTIVITY FOR MONTH 10/31/23 INCR (DECR)	ENCUMBERED YEAR-TO-DATE	UNENCUMBERED BALANCE	% BDGT USED
Fund 101 - GENERAL FUND							
Expenditures							
101-215.000-824.000	50.00	50.00	0.00	0.00	0.00	50.00	0.00
101-215.000-850.000	2,100.00	2,100.00	1,300.71	200.61	0.00	799.29	61.94
101-215.000-851.001	1,000.00	1,000.00	0.00	0.00	0.00	1,000.00	0.00
101-215.000-861.000	400.00	400.00	0.00	0.00	0.00	400.00	0.00
101-215.000-900.000	200.00	200.00	0.00	0.00	0.00	200.00	0.00
101-215.000-902.000	800.00	800.00	0.00	0.00	0.00	800.00	0.00
101-215.000-909.000	200.00	200.00	0.00	0.00	0.00	200.00	0.00
101-215.000-911.000	800.00	800.00	0.00	0.00	0.00	800.00	0.00
101-215.000-915.000	200.00	200.00	0.00	0.00	0.00	200.00	0.00
101-215.000-916.000	700.00	700.00	0.00	0.00	0.00	700.00	0.00
Total Dept 215.000 - CITY CLERK	109,515.00	109,515.00	37,514.61	6,268.21	131.36	71,869.03	34.38
Dept 223.000 - EXTERNAL AUDIT							
101-223.000-801.000	50,000.00	50,000.00	16,434.87	0.00	0.00	33,565.13	32.87
Total Dept 223.000 - EXTERNAL A	50,000.00	50,000.00	16,434.87	0.00	0.00	33,565.13	32.87
Dept 224.000 - ACTUARIAL SERVICES							
101-224.000-801.000	6,000.00	6,000.00	6,475.00	0.00	0.00	(475.00)	107.92
Total Dept 224.000 - ACTUARIAL	6,000.00	6,000.00	6,475.00	0.00	0.00	(475.00)	107.92
Dept 230.000 - GRANT ADMINISTRATION							
101-230.000-702.000	0.00	0.00	720.00	0.00	0.00	(720.00)	100.00
101-230.000-709.000	0.00	0.00	44.20	0.00	0.00	(44.20)	100.00
101-230.000-711.000	0.00	0.00	10.35	0.00	0.00	(10.35)	100.00
101-230.000-716.001	0.00	0.00	36.00	0.00	0.00	(36.00)	100.00
101-230.000-801.000	0.00	0.00	0.00	0.00	0.00	0.00	0.00
101-230.000-802.000	0.00	0.00	0.00	0.00	0.00	0.00	0.00
Total Dept 230.000 - GRANT ADMI	0.00	0.00	810.55	0.00	0.00	(810.55)	100.00
Dept 253.000 - TREASURER/FINANCE DEPARTMENT							
101-253.000-702.000	65,000.00	65,000.00	24,095.94	5,161.31	0.00	40,904.06	37.07
101-253.000-704.001	12,000.00	12,000.00	7,394.86	1,401.00	0.00	4,605.14	61.62
101-253.000-709.000	4,775.00	4,775.00	2,073.49	401.49	0.00	2,701.51	43.42
101-253.000-711.000	1,120.00	1,120.00	485.00	93.92	0.00	635.00	43.30
101-253.000-716.001	3,250.00	3,250.00	1,139.82	258.05	0.00	2,110.18	35.07
101-253.000-718.001	25,000.00	25,000.00	2,963.13	12.80	0.00	22,036.87	11.85
101-253.000-723.000	1,600.00	1,600.00	259.65	86.53	0.00	1,340.35	16.23
101-253.000-726.000	300.00	300.00	98.11	9.68	0.00	201.89	32.70
101-253.000-727.000	0.00	0.00	0.00	0.00	0.00	0.00	0.00
101-253.000-753.000	1,000.00	1,000.00	375.00	0.00	0.00	625.00	37.50
101-253.000-755.000	5,000.00	5,000.00	1,506.39	166.91	262.72	3,230.89	35.38
101-253.000-801.000	0.00	0.00	0.00	0.00	0.00	0.00	0.00
101-253.000-802.000	0.00	0.00	17.00	0.00	0.00	(17.00)	100.00
101-253.000-805.000	3,000.00	3,000.00	10.43	0.00	0.00	2,989.57	0.35
101-253.000-850.000	2,100.00	2,100.00	1,140.70	160.60	0.00	959.30	54.32
101-253.000-851.001	3,500.00	3,500.00	0.00	0.00	0.00	3,500.00	0.00

User: POSEY

DB: Marine City

PERIOD ENDING 10/31/2023

PRELIMINARY FINANCIAL STATEMENTS - OCTOBER 2023

GL NUMBER	2023-24 ORIGINAL BUDGET	2023-24 AMENDED BUDGET	YTD BALANCE 10/31/2023 NORM (ABNORM)	ACTIVITY FOR MONTH 10/31/23 INCR (DECR)	ENCUMBERED YEAR-TO-DATE	UNENCUMBERED BALANCE	% BDGT USED
Fund 101 - GENERAL FUND							
Expenditures							
101-253.000-861.000	500.00	500.00	409.24	40.61	0.00	90.76	81.85
101-253.000-900.000	1,500.00	1,500.00	88.71	88.71	0.00	1,411.29	5.91
101-253.000-902.000	0.00	0.00	0.00	0.00	0.00	0.00	0.00
101-253.000-909.000	150.00	150.00	0.00	0.00	0.00	150.00	0.00
101-253.000-911.000	1,000.00	1,000.00	399.00	0.00	0.00	601.00	39.90
101-253.000-915.000	300.00	300.00	258.00	99.00	0.00	42.00	86.00
101-253.000-916.000	1,300.00	1,300.00	658.20	0.00	0.00	641.80	50.63
101-253.000-933.001	5,700.00	5,700.00	3,541.25	0.00	0.00	2,158.75	62.13
Total Dept 253.000 - TREASURER/	138,095.00	138,095.00	46,913.92	7,980.61	262.72	90,918.36	34.16
Dept 257.000 - ASSESSOR/EQUALIZATION DEPARTMENT							
101-257.000-755.000	500.00	500.00	429.76	45.02	0.00	70.24	85.95
101-257.000-802.000	41,000.00	41,000.00	9,541.50	0.00	0.00	31,458.50	23.27
101-257.000-804.001	700.00	700.00	30.00	0.00	0.00	670.00	4.29
101-257.000-850.000	1,900.00	1,900.00	640.71	160.61	0.00	1,259.29	33.72
101-257.000-851.001	125.00	125.00	0.00	0.00	0.00	125.00	0.00
101-257.000-861.000	0.00	0.00	0.00	0.00	0.00	0.00	0.00
101-257.000-900.000	250.00	250.00	0.00	0.00	0.00	250.00	0.00
101-257.000-902.000	450.00	450.00	0.00	0.00	0.00	450.00	0.00
101-257.000-933.001	5,700.00	5,700.00	185.25	0.00	0.00	5,514.75	3.25
Total Dept 257.000 - ASSESSOR/E	50,625.00	50,625.00	10,827.22	205.63	0.00	39,797.78	21.39
Dept 262.000 - ELECTIONS							
101-262.000-702.000	3,000.00	3,000.00	0.00	0.00	0.00	3,000.00	0.00
101-262.000-704.001	0.00	0.00	0.00	0.00	0.00	0.00	0.00
101-262.000-709.000	190.00	190.00	0.00	0.00	0.00	190.00	0.00
101-262.000-711.000	45.00	45.00	0.00	0.00	0.00	45.00	0.00
101-262.000-716.001	150.00	150.00	0.00	0.00	0.00	150.00	0.00
101-262.000-723.000	60.00	60.00	0.00	0.00	0.00	60.00	0.00
101-262.000-752.000	3,600.00	3,600.00	0.00	0.00	0.00	3,600.00	0.00
101-262.000-802.000	2,500.00	2,500.00	0.00	0.00	0.00	2,500.00	0.00
101-262.000-805.001	3,800.00	3,800.00	0.00	0.00	0.00	3,800.00	0.00
101-262.000-851.001	1,000.00	1,000.00	0.00	0.00	0.00	1,000.00	0.00
101-262.000-861.000	150.00	150.00	0.00	0.00	0.00	150.00	0.00
101-262.000-902.000	300.00	300.00	0.00	0.00	0.00	300.00	0.00
101-262.000-909.000	500.00	500.00	0.00	0.00	0.00	500.00	0.00
101-262.000-931.003	500.00	500.00	0.00	0.00	0.00	500.00	0.00
101-262.000-985.000	0.00	0.00	0.00	0.00	0.00	0.00	0.00
Total Dept 262.000 - ELECTIONS	15,795.00	15,795.00	0.00	0.00	0.00	15,795.00	0.00
Dept 265.000 - BUILDINGS/GROUNDS							
101-265.000-702.000	16,000.00	16,000.00	1,376.46	28.88	0.00	14,623.54	8.60
101-265.000-704.001	6,000.00	6,000.00	983.88	123.48	0.00	5,016.12	16.40
101-265.000-709.000	1,365.00	1,365.00	143.90	9.41	0.00	1,221.10	10.54
101-265.000-711.000	320.00	320.00	33.64	2.20	0.00	286.36	10.51
101-265.000-716.001	800.00	800.00	68.82	1.44	0.00	731.18	8.60
101-265.000-723.000	500.00	500.00	34.08	0.72	0.00	465.92	6.82
101-265.000-752.000	750.00	750.00	86.41	0.00	0.00	663.59	11.52
101-265.000-755.000	500.00	500.00	0.00	0.00	0.00	500.00	0.00

PERIOD ENDING 10/31/2023

PRELIMINARY FINANCIAL STATEMENTS - OCTOBER 2023

GL NUMBER	2023-24 ORIGINAL BUDGET	2023-24 AMENDED BUDGET	YTD BALANCE 10/31/2023 NORM (ABNORM)	ACTIVITY FOR MONTH 10/31/23 INCR (DECR)	ENCUMBERED YEAR-TO-DATE	UNENCUMBERED BALANCE	% BDGT USED
Fund 101 - GENERAL FUND							
Expenditures							
101-271.000-995.001	199,110.00	199,110.00	0.00	0.00	0.00	199,110.00	0.00
Total Dept 271.000 - SPECIAL PR	234,735.00	234,735.00	11,450.36	350.00	0.00	223,284.64	4.88
Dept 301.000 - POLICE							
101-301.000-702.000	520,000.00	520,000.00	143,628.58	31,324.78	0.00	376,371.42	27.62
101-301.000-702.001	0.00	0.00	0.00	0.00	0.00	0.00	0.00
101-301.000-704.001	15,000.00	15,000.00	13,042.44	2,236.00	0.00	1,957.56	86.95
101-301.000-704.005	0.00	0.00	0.00	0.00	0.00	0.00	0.00
101-301.000-709.000	36,695.00	36,695.00	12,556.24	2,138.65	0.00	24,138.76	34.22
101-301.000-711.000	8,585.00	8,585.00	2,936.51	500.15	0.00	5,648.49	34.21
101-301.000-712.000	24,000.00	24,000.00	28,500.00	0.00	0.00	(4,500.00)	118.75
101-301.000-713.000	30,000.00	30,000.00	15,183.64	1,520.15	0.00	14,816.36	50.61
101-301.000-714.001	1,050.00	1,050.00	1,500.00	0.00	0.00	(450.00)	142.86
101-301.000-716.001	20,000.00	20,000.00	4,642.30	1,046.11	0.00	15,357.70	23.21
101-301.000-718.001	36,500.00	36,500.00	9,746.16	2,436.54	0.00	26,753.84	26.70
101-301.000-721.001	1,800.00	1,800.00	3,055.42	0.00	0.00	(1,255.42)	169.75
101-301.000-723.000	6,700.00	6,700.00	1,961.80	461.60	0.00	4,738.20	29.28
101-301.000-726.000	1,000.00	1,000.00	306.30	89.70	0.00	693.70	30.63
101-301.000-731.000	400.00	400.00	2,167.00	0.00	0.00	(1,767.00)	541.75
101-301.000-752.000	1,500.00	1,500.00	189.61	0.00	0.00	1,310.39	12.64
101-301.000-755.000	1,500.00	1,500.00	500.00	0.00	0.00	1,000.00	33.33
101-301.000-756.000	500.00	500.00	0.00	0.00	0.00	500.00	0.00
101-301.000-757.000	2,000.00	2,000.00	0.00	0.00	0.00	2,000.00	0.00
101-301.000-759.000	20,000.00	20,000.00	4,211.75	0.00	0.00	15,788.25	21.06
101-301.000-767.000	5,000.00	5,000.00	1,806.87	355.94	0.00	3,193.13	36.14
101-301.000-791.000	100.00	100.00	114.35	0.00	0.00	(14.35)	114.35
101-301.000-802.000	20,500.00	20,500.00	7,919.98	2,257.25	0.00	12,580.02	38.63
101-301.000-805.000	0.00	0.00	0.00	0.00	0.00	0.00	0.00
101-301.000-850.000	10,000.00	10,000.00	2,610.62	775.83	0.00	7,389.38	26.11
101-301.000-851.001	150.00	150.00	0.00	0.00	0.00	150.00	0.00
101-301.000-861.000	300.00	300.00	0.00	0.00	0.00	300.00	0.00
101-301.000-880.000	200.00	200.00	0.00	0.00	0.00	200.00	0.00
101-301.000-884.000	1,400.00	1,400.00	299.06	73.85	0.00	1,100.94	21.36
101-301.000-907.000	1,500.00	1,500.00	250.00	250.00	0.00	1,250.00	16.67
101-301.000-909.000	300.00	300.00	0.00	0.00	0.00	300.00	0.00
101-301.000-911.000	3,000.00	3,000.00	606.00	0.00	0.00	2,394.00	20.20
101-301.000-915.000	300.00	300.00	115.00	0.00	0.00	185.00	38.33
101-301.000-916.000	0.00	0.00	0.00	0.00	0.00	0.00	0.00
101-301.000-920.000	4,300.00	4,300.00	1,601.07	212.40	0.00	2,698.93	37.23
101-301.000-921.002	1,000.00	1,000.00	123.20	0.00	0.00	876.80	12.32
101-301.000-930.000	1,000.00	1,000.00	250.00	0.00	0.00	750.00	25.00
101-301.000-931.002	0.00	0.00	0.00	0.00	0.00	0.00	0.00
101-301.000-932.000	5,000.00	5,000.00	462.56	0.00	0.00	4,537.44	9.25
101-301.000-933.001	200.00	200.00	0.00	0.00	0.00	200.00	0.00
101-301.000-955.000	300.00	300.00	0.00	0.00	0.00	300.00	0.00
101-301.000-981.000	0.00	0.00	0.00	0.00	80,277.82	(80,277.82)	0.00
101-301.000-981.000-ARPA FUNDS	0.00	0.00	0.00	0.00	0.00	0.00	0.00
101-301.000-985.000	0.00	0.00	1,531.88	0.00	765.00	(2,296.88)	100.00
101-301.000-985.000-ARPA FUNDS	0.00	0.00	16,802.85	0.00	0.00	(16,802.85)	100.00
Total Dept 301.000 - POLICE	781,780.00	781,780.00	278,621.19	45,678.95	81,042.82	422,115.99	46.01

User: POSEY

DB: Marine City

PERIOD ENDING 10/31/2023

PRELIMINARY FINANCIAL STATEMENTS - OCTOBER 2023

GL NUMBER	2023-24 ORIGINAL BUDGET	2023-24 AMENDED BUDGET	YTD BALANCE 10/31/2023 NORM (ABNORM)	ACTIVITY FOR MONTH 10/31/23 INCR (DECR)	ENCUMBERED YEAR-TO-DATE	UNENCUMBERED BALANCE	% BDGT USED
Fund 101 - GENERAL FUND							
Expenditures							
Dept 336.000 - FIRE							
101-336.000-802.000	258,100.00	258,100.00	129,024.00	0.00	0.00	129,076.00	49.99
Total Dept 336.000 - FIRE	258,100.00	258,100.00	129,024.00	0.00	0.00	129,076.00	49.99
Dept 371.000 - INSPECTIONS/CODE ENFORCEMENT							
101-371.000-702.000	8,600.00	8,600.00	3,178.90	825.51	0.00	5,421.10	36.96
101-371.000-702.000-PROPCLEANO	0.00	0.00	598.78	253.14	0.00	(598.78)	100.00
101-371.000-704.001	10,500.00	10,500.00	3,213.00	714.00	0.00	7,287.00	30.60
101-371.000-704.001-PROPCLEANO	200.00	200.00	13.50	13.50	0.00	186.50	6.75
101-371.000-709.000	1,185.00	1,185.00	394.76	95.45	0.00	790.24	33.31
101-371.000-709.000-PROPCLEANO	15.00	15.00	36.48	15.90	0.00	(21.48)	243.20
101-371.000-711.000	280.00	280.00	92.30	22.32	0.00	187.70	32.96
101-371.000-711.000-PROPCLEANO	5.00	5.00	8.53	3.72	0.00	(3.53)	170.60
101-371.000-716.001	430.00	430.00	158.95	41.28	0.00	271.05	36.97
101-371.000-716.001-PROPCLEANO	0.00	0.00	29.94	12.65	0.00	(29.94)	100.00
101-371.000-718.001	0.00	0.00	34.12	8.53	0.00	(34.12)	100.00
101-371.000-723.000	300.00	300.00	0.00	0.00	0.00	300.00	0.00
101-371.000-723.000-PROPCLEANO	0.00	0.00	15.32	6.67	0.00	(15.32)	100.00
101-371.000-726.000	0.00	0.00	0.00	0.00	0.00	0.00	0.00
101-371.000-755.000	250.00	250.00	125.27	45.02	43.80	80.93	67.63
101-371.000-791.000	0.00	0.00	0.00	0.00	0.00	0.00	0.00
101-371.000-802.000	55,000.00	55,000.00	15,465.74	5,257.05	0.00	39,534.26	28.12
101-371.000-850.000	2,500.00	2,500.00	940.70	235.60	0.00	1,559.30	37.63
101-371.000-851.001	250.00	250.00	20.10	0.00	0.00	229.90	8.04
101-371.000-861.000	0.00	0.00	0.00	0.00	0.00	0.00	0.00
101-371.000-900.000	100.00	100.00	0.00	0.00	0.00	100.00	0.00
101-371.000-911.000	0.00	0.00	0.00	0.00	0.00	0.00	0.00
101-371.000-915.000	0.00	0.00	0.00	0.00	0.00	0.00	0.00
101-371.000-916.000	0.00	0.00	0.00	0.00	0.00	0.00	0.00
101-371.000-932.000	0.00	0.00	0.00	0.00	0.00	0.00	0.00
101-371.000-933.001	1,600.00	1,600.00	0.00	0.00	0.00	1,600.00	0.00
Total Dept 371.000 - INSPECTION	81,215.00	81,215.00	24,326.39	7,550.34	43.80	56,844.81	30.01
Dept 441.000 - GENERAL MAINTENANCE							
101-441.000-702.000	111,000.00	111,000.00	37,754.16	6,268.81	0.00	73,245.84	34.01
101-441.000-704.001	20,000.00	20,000.00	3,739.01	988.01	0.00	16,260.99	18.70
101-441.000-709.000	8,500.00	8,500.00	2,914.60	567.18	0.00	5,585.40	34.29
101-441.000-711.000	2,000.00	2,000.00	681.65	132.64	0.00	1,318.35	34.08
101-441.000-712.000	6,000.00	6,000.00	4,200.01	0.00	0.00	1,799.99	70.00
101-441.000-716.001	5,850.00	5,850.00	1,795.22	313.45	0.00	4,054.78	30.69
101-441.000-718.001	27,800.00	27,800.00	4,480.88	1,120.22	0.00	23,319.12	16.12
101-441.000-722.001	200.00	200.00	25.00	15.00	0.00	175.00	12.50
101-441.000-723.000	1,600.00	1,600.00	536.94	86.15	0.00	1,063.06	33.56
101-441.000-726.000	450.00	450.00	136.80	34.20	0.00	313.20	30.40
101-441.000-731.000	500.00	500.00	0.00	0.00	0.00	500.00	0.00
101-441.000-752.000	1,200.00	1,200.00	1,234.57	361.48	0.00	(34.57)	102.88
101-441.000-755.000	1,000.00	1,000.00	815.05	75.04	0.00	184.95	81.51
101-441.000-756.000	0.00	0.00	0.00	0.00	0.00	0.00	0.00
101-441.000-758.000	9,000.00	9,000.00	2,347.70	0.00	0.00	6,652.30	26.09
101-441.000-759.000	14,000.00	14,000.00	6,853.62	2,076.55	0.00	7,146.38	48.95
101-441.000-767.000	4,000.00	4,000.00	4,241.89	2,000.00	7,037.20	(7,279.09)	281.98

PERIOD ENDING 10/31/2023

PRELIMINARY FINANCIAL STATEMENTS - OCTOBER 2023

GL NUMBER	2023-24 ORIGINAL BUDGET	2023-24 AMENDED BUDGET	YTD BALANCE 10/31/2023 NORM (ABNORM)	ACTIVITY FOR MONTH 10/31/23 INCR (DECR)	ENCUMBERED YEAR-TO-DATE	UNENCUMBERED BALANCE	% BDGT USED
Fund 101 - GENERAL FUND							
Expenditures							
101-441.000-768.000	0.00	0.00	15.85	0.00	0.00	(15.85)	100.00
101-441.000-801.000	0.00	0.00	0.00	0.00	0.00	0.00	0.00
101-441.000-802.000	2,700.00	2,700.00	1,354.25	375.00	0.00	1,345.75	50.16
101-441.000-826.000	700.00	700.00	0.00	0.00	0.00	700.00	0.00
101-441.000-850.000	6,700.00	6,700.00	1,976.44	346.62	0.00	4,723.56	29.50
101-441.000-851.001	250.00	250.00	0.00	0.00	0.00	250.00	0.00
101-441.000-861.000	100.00	100.00	0.00	0.00	0.00	100.00	0.00
101-441.000-901.000	50.00	50.00	0.00	0.00	0.00	50.00	0.00
101-441.000-909.000	200.00	200.00	30.00	0.00	0.00	170.00	15.00
101-441.000-911.000	1,000.00	1,000.00	0.00	0.00	0.00	1,000.00	0.00
101-441.000-915.000	750.00	750.00	233.75	100.00	0.00	516.25	31.17
101-441.000-920.000	6,500.00	6,500.00	1,641.27	370.07	0.00	4,858.73	25.25
101-441.000-921.002	6,500.00	6,500.00	220.33	0.00	0.00	6,279.67	3.39
101-441.000-931.003	13,000.00	13,000.00	5,227.45	65.21	0.00	7,772.55	40.21
101-441.000-932.000	32,000.00	32,000.00	2,217.26	1,832.44	0.00	29,782.74	6.93
101-441.000-933.000	0.00	0.00	0.00	0.00	0.00	0.00	0.00
101-441.000-934.000	2,500.00	2,500.00	88.32	0.00	0.00	2,411.68	3.53
101-441.000-975.000	0.00	0.00	0.00	0.00	3,900.00	(3,900.00)	0.00
101-441.000-985.000	0.00	0.00	0.00	0.00	0.00	0.00	0.00
101-441.000-995.001	3,700.00	3,700.00	0.00	0.00	0.00	3,700.00	0.00
Total Dept 441.000 - GENERAL MA	289,750.00	289,750.00	84,762.02	17,128.07	10,937.20	194,050.78	33.03
Dept 448.000 - STREET LIGHTING							
101-448.000-926.000	93,000.00	93,000.00	23,684.90	0.00	0.00	69,315.10	25.47
Total Dept 448.000 - STREET LIG	93,000.00	93,000.00	23,684.90	0.00	0.00	69,315.10	25.47
Dept 528.000 - RUBBISH COLLECTION/DISPOSAL							
101-528.000-802.000	330,000.00	330,000.00	80,235.48	0.00	0.00	249,764.52	24.31
Total Dept 528.000 - RUBBISH CO	330,000.00	330,000.00	80,235.48	0.00	0.00	249,764.52	24.31
Dept 569.000 - WATERSHED COUNCIL							
101-569.000-702.000	0.00	0.00	0.00	0.00	0.00	0.00	0.00
101-569.000-704.001	1,300.00	1,300.00	411.99	105.14	0.00	888.01	31.69
101-569.000-709.000	85.00	85.00	25.54	6.52	0.00	59.46	30.05
101-569.000-711.000	20.00	20.00	5.98	1.53	0.00	14.02	29.90
101-569.000-716.001	0.00	0.00	0.00	0.00	0.00	0.00	0.00
101-569.000-718.001	0.00	0.00	0.00	0.00	0.00	0.00	0.00
101-569.000-726.000	0.00	0.00	0.00	0.00	0.00	0.00	0.00
101-569.000-801.000	1,000.00	1,000.00	0.00	0.00	0.00	1,000.00	0.00
101-569.000-885.000	2,000.00	2,000.00	1,091.04	0.00	0.00	908.96	54.55
101-569.000-911.000	150.00	150.00	0.00	0.00	0.00	150.00	0.00
Total Dept 569.000 - WATERSHED	4,555.00	4,555.00	1,534.55	113.19	0.00	3,020.45	33.69
Dept 691.000 - SAFETY PROGRAM-EMPLOYEES							
101-691.000-752.000	2,300.00	2,300.00	236.30	0.00	0.00	2,063.70	10.27
101-691.000-931.003	300.00	300.00	0.00	0.00	0.00	300.00	0.00

User: POSEY

PERIOD ENDING 10/31/2023

DB: Marine City

PRELIMINARY FINANCIAL STATEMENTS - OCTOBER 2023

GL NUMBER	2023-24 ORIGINAL BUDGET	2023-24 AMENDED BUDGET	YTD BALANCE 10/31/2023 NORM (ABNORM)	ACTIVITY FOR MONTH 10/31/23 INCR (DECR)	ENCUMBERED YEAR-TO-DATE	UNENCUMBERED BALANCE	% BDGT USED
Fund 101 - GENERAL FUND							
Expenditures							
101-790.000-802.000	7,200.00	7,200.00	1,080.00	0.00	0.00	6,120.00	15.00
101-790.000-850.000	1,800.00	1,800.00	513.93	128.90	0.00	1,286.07	28.55
101-790.000-920.000	7,900.00	7,900.00	2,462.00	543.41	0.00	5,438.00	31.16
101-790.000-921.002	1,200.00	1,200.00	65.98	0.00	0.00	1,134.02	5.50
101-790.000-930.000	1,200.00	1,200.00	0.00	0.00	0.00	1,200.00	0.00
Total Dept 790.000 - LIBRARY	19,300.00	19,300.00	4,121.91	672.31	0.00	15,178.09	21.36
Dept 804.000 - MUSEUM							
101-804.000-702.000	500.00	500.00	56.14	0.00	0.00	443.86	11.23
101-804.000-704.001	600.00	600.00	405.81	70.56	0.00	194.19	67.64
101-804.000-709.000	70.00	70.00	28.56	4.38	0.00	41.44	40.80
101-804.000-711.000	20.00	20.00	6.67	1.02	0.00	13.33	33.35
101-804.000-716.001	25.00	25.00	2.80	0.00	0.00	22.20	11.20
101-804.000-723.000	25.00	25.00	1.44	0.00	0.00	23.56	5.76
101-804.000-752.000	100.00	100.00	0.00	0.00	0.00	100.00	0.00
101-804.000-802.000	600.00	600.00	0.00	0.00	0.00	600.00	0.00
101-804.000-850.000	1,700.00	1,700.00	536.40	134.32	0.00	1,163.60	31.55
101-804.000-920.000	950.00	950.00	291.79	54.50	0.00	658.21	30.71
101-804.000-921.002	1,800.00	1,800.00	52.65	0.00	0.00	1,747.35	2.93
101-804.000-930.000	1,000.00	1,000.00	180.00	0.00	0.00	820.00	18.00
Total Dept 804.000 - MUSEUM	7,390.00	7,390.00	1,562.26	264.78	0.00	5,827.74	21.14
TOTAL EXPENDITURES	3,440,905.00	3,440,905.00	1,162,735.84	145,553.16	163,826.52	2,114,342.64	38.55
Fund 101 - GENERAL FUND:							
TOTAL REVENUES	3,410,980.00	3,410,980.00	818,915.01	82,445.25	0.00	2,592,064.99	24.01
TOTAL EXPENDITURES	3,440,905.00	3,440,905.00	1,162,735.84	145,553.16	163,826.52	2,114,342.64	38.55
NET OF REVENUES & EXPENDITURES	(29,925.00)	(29,925.00)	(343,820.83)	(63,107.91)	(163,826.52)	477,722.35	1,696.40

User: POSEY

DB: Marine City

PERIOD ENDING 10/31/2023

PRELIMINARY FINANCIAL STATEMENTS - OCTOBER 2023

GL NUMBER	2023-24 ORIGINAL BUDGET	2023-24 AMENDED BUDGET	YTD BALANCE 10/31/2023 NORM (ABNORM)	ACTIVITY FOR MONTH 10/31/23 INCR (DECR)	ENCUMBERED YEAR-TO-DATE	UNENCUMBERED BALANCE	% BDGT USED
Fund 202 - MAJOR STREET FUND							
Revenues							
Dept 000.000							
202-000.000-546.000	372,000.00	372,000.00	0.00	0.00	0.00	372,000.00	0.00
202-000.000-548.001	0.00	0.00	0.00	0.00	0.00	0.00	0.00
202-000.000-650.000	0.00	0.00	0.00	0.00	0.00	0.00	0.00
202-000.000-665.000	900.00	900.00	0.00	0.00	0.00	900.00	0.00
202-000.000-696.000	0.00	0.00	0.00	0.00	0.00	0.00	0.00
202-000.000-699.000	7,000.00	7,000.00	0.00	0.00	0.00	7,000.00	0.00
Total Dept 000.000	379,900.00	379,900.00	0.00	0.00	0.00	379,900.00	0.00
TOTAL REVENUES	379,900.00	379,900.00	0.00	0.00	0.00	379,900.00	0.00
Expenditures							
Dept 450.000 - GENERAL ADMINISTRATION							
202-450.000-702.000	0.00	0.00	0.00	0.00	0.00	0.00	0.00
202-450.000-704.001	1,250.00	1,250.00	411.98	105.13	0.00	838.02	32.96
202-450.000-709.000	80.00	80.00	68.93	6.51	0.00	11.07	86.16
202-450.000-711.000	20.00	20.00	16.13	1.53	0.00	3.87	80.65
202-450.000-712.000	1,000.00	1,000.00	700.00	0.00	0.00	300.00	70.00
202-450.000-716.001	0.00	0.00	0.00	0.00	0.00	0.00	0.00
202-450.000-717.001	13,350.00	13,350.00	4,081.83	989.78	0.00	9,268.17	30.58
202-450.000-718.001	4,600.00	4,600.00	746.80	186.70	0.00	3,853.20	16.23
202-450.000-723.000	6,750.00	6,750.00	3,078.86	897.05	0.00	3,671.14	45.61
202-450.000-726.000	90.00	90.00	22.80	5.70	0.00	67.20	25.33
202-450.000-801.000	1,775.00	1,775.00	4.48	4.48	0.00	1,770.52	0.25
202-450.000-940.000	1,500.00	1,500.00	0.00	0.00	0.00	1,500.00	0.00
202-450.000-995.001	186,000.00	186,000.00	0.00	0.00	0.00	186,000.00	0.00
Total Dept 450.000 - GENERAL AD	216,415.00	216,415.00	9,131.81	2,196.88	0.00	207,283.19	4.22
Dept 451.000 - DRAINS-STORM SEWERS							
202-451.000-702.000	1,900.00	1,900.00	440.11	312.58	0.00	1,459.89	23.16
202-451.000-704.001	500.00	500.00	0.00	0.00	0.00	500.00	0.00
202-451.000-709.000	150.00	150.00	26.56	18.85	0.00	123.44	17.71
202-451.000-711.000	35.00	35.00	6.21	4.41	0.00	28.79	17.74
202-451.000-716.001	95.00	95.00	22.00	15.63	0.00	73.00	23.16
202-451.000-723.000	40.00	40.00	10.62	7.38	0.00	29.38	26.55
202-451.000-761.000	1,000.00	1,000.00	0.00	0.00	0.00	1,000.00	0.00
202-451.000-934.000	2,000.00	2,000.00	84.36	84.36	0.00	1,915.64	4.22
Total Dept 451.000 - DRAINS-STO	5,720.00	5,720.00	589.86	443.21	0.00	5,130.14	10.31
Dept 452.000 - ROUTINE MAINTENANCE							
202-452.000-702.000	6,700.00	6,700.00	3,248.87	333.48	0.00	3,451.13	48.49
202-452.000-704.001	1,000.00	1,000.00	135.45	55.53	0.00	864.55	13.55
202-452.000-709.000	480.00	480.00	203.56	23.33	0.00	276.44	42.41
202-452.000-711.000	115.00	115.00	47.65	5.46	0.00	67.35	41.43
202-452.000-716.001	335.00	335.00	162.46	16.68	0.00	172.54	48.50
202-452.000-723.000	150.00	150.00	78.64	9.13	0.00	71.36	52.43
202-452.000-752.000	100.00	100.00	0.00	0.00	0.00	100.00	0.00
202-452.000-761.000	3,500.00	3,500.00	0.00	0.00	0.00	3,500.00	0.00

User: POSEY

DB: Marine City

PERIOD ENDING 10/31/2023

PRELIMINARY FINANCIAL STATEMENTS - OCTOBER 2023

GL NUMBER	2023-24 ORIGINAL BUDGET	2023-24 AMENDED BUDGET	YTD BALANCE 10/31/2023 NORM (ABNORM)	ACTIVITY FOR MONTH 10/31/23 INCR (DECR)	ENCUMBERED YEAR-TO-DATE	UNENCUMBERED BALANCE	% BDGT USED
Fund 202 - MAJOR STREET FUND							
Expenditures							
202-452.000-931.003	5,000.00	5,000.00	0.00	0.00	0.00	5,000.00	0.00
202-452.000-934.000	8,000.00	8,000.00	774.56	0.00	0.00	7,225.44	9.68
202-452.000-974.000	0.00	0.00	0.00	0.00	0.00	0.00	0.00
202-452.000-981.000	0.00	0.00	0.00	0.00	0.00	0.00	0.00
202-452.000-985.000	0.00	0.00	0.00	0.00	0.00	0.00	0.00
202-452.000-995.001	18,750.00	18,750.00	0.00	0.00	0.00	18,750.00	0.00
Total Dept 452.000 - ROUTINE MA	44,130.00	44,130.00	4,651.19	443.61	0.00	39,478.81	10.54
Dept 453.000 - BRIDGE MAINTENANCE							
202-453.000-702.000	1,700.00	1,700.00	122.67	54.52	0.00	1,577.33	7.22
202-453.000-704.001	1,200.00	1,200.00	824.04	105.84	0.00	375.96	68.67
202-453.000-709.000	180.00	180.00	58.43	9.78	0.00	121.57	32.46
202-453.000-711.000	45.00	45.00	13.65	2.29	0.00	31.35	30.33
202-453.000-716.001	85.00	85.00	6.14	2.73	0.00	78.86	7.22
202-453.000-723.000	75.00	75.00	3.40	1.60	0.00	71.60	4.53
202-453.000-752.000	600.00	600.00	0.00	0.00	0.00	600.00	0.00
202-453.000-802.000	1,000.00	1,000.00	960.00	960.00	0.00	40.00	96.00
202-453.000-920.000	800.00	800.00	245.34	68.88	0.00	554.66	30.67
202-453.000-934.000	1,000.00	1,000.00	0.00	0.00	0.00	1,000.00	0.00
Total Dept 453.000 - BRIDGE MAINT	6,685.00	6,685.00	2,233.67	1,205.64	0.00	4,451.33	33.41
Dept 455.000 - ICE AND SNOW CONTROL							
202-455.000-702.000	7,800.00	7,800.00	0.00	0.00	0.00	7,800.00	0.00
202-455.000-704.001	1,000.00	1,000.00	0.00	0.00	0.00	1,000.00	0.00
202-455.000-709.000	550.00	550.00	0.00	0.00	0.00	550.00	0.00
202-455.000-711.000	130.00	130.00	0.00	0.00	0.00	130.00	0.00
202-455.000-716.001	390.00	390.00	0.00	0.00	0.00	390.00	0.00
202-455.000-723.000	150.00	150.00	0.00	0.00	0.00	150.00	0.00
202-455.000-761.000	10,500.00	10,500.00	15,725.81	12,905.68	0.00	(5,225.81)	149.77
202-455.000-931.003	5,000.00	5,000.00	0.00	0.00	0.00	5,000.00	0.00
202-455.000-985.000	0.00	0.00	0.00	0.00	0.00	0.00	0.00
202-455.000-995.001	18,750.00	18,750.00	0.00	0.00	0.00	18,750.00	0.00
Total Dept 455.000 - ICE AND SNOW	44,270.00	44,270.00	15,725.81	12,905.68	0.00	28,544.19	35.52
Dept 456.000 - TRAFFIC SERVICE							
202-456.000-702.000	1,500.00	1,500.00	583.68	137.92	0.00	916.32	38.91
202-456.000-704.001	500.00	500.00	20.25	20.25	0.00	479.75	4.05
202-456.000-709.000	125.00	125.00	36.44	9.51	0.00	88.56	29.15
202-456.000-711.000	30.00	30.00	8.52	2.22	0.00	21.48	28.40
202-456.000-716.001	75.00	75.00	29.19	6.90	0.00	45.81	38.92
202-456.000-723.000	30.00	30.00	15.10	3.76	0.00	14.90	50.33
202-456.000-752.000	1,500.00	1,500.00	847.88	0.00	0.00	652.12	56.53
202-456.000-802.000	400.00	400.00	4.48	0.00	0.00	395.52	1.12
Total Dept 456.000 - TRAFFIC SERVICE	4,160.00	4,160.00	1,545.54	180.56	0.00	2,614.46	37.15
Dept 457.000 - SURFACE MAINTENANCE (M-29)							

User: POSEY

DB: Marine City

PERIOD ENDING 10/31/2023

PRELIMINARY FINANCIAL STATEMENTS - OCTOBER 2023

GL NUMBER	2023-24 ORIGINAL BUDGET	2023-24 AMENDED BUDGET	YTD BALANCE 10/31/2023 NORM (ABNORM)	ACTIVITY FOR MONTH 10/31/23 INCR (DECR)	ENCUMBERED YEAR-TO-DATE	UNENCUMBERED BALANCE	% BDGT USED
Fund 202 - MAJOR STREET FUND							
Expenditures							
202-457.000-702.000	0.00	0.00	0.00	0.00	0.00	0.00	0.00
202-457.000-704.001	0.00	0.00	0.00	0.00	0.00	0.00	0.00
202-457.000-709.000	0.00	0.00	0.00	0.00	0.00	0.00	0.00
202-457.000-711.000	0.00	0.00	0.00	0.00	0.00	0.00	0.00
202-457.000-752.000	0.00	0.00	0.00	0.00	0.00	0.00	0.00
Total Dept 457.000 - SURFACE MA	0.00	0.00	0.00	0.00	0.00	0.00	0.00
Dept 458.000 - ROADSIDE MAINTENANCE (M-29)							
202-458.000-702.000	0.00	0.00	0.00	0.00	0.00	0.00	0.00
202-458.000-704.001	0.00	0.00	0.00	0.00	0.00	0.00	0.00
202-458.000-709.000	0.00	0.00	0.00	0.00	0.00	0.00	0.00
202-458.000-711.000	0.00	0.00	0.00	0.00	0.00	0.00	0.00
202-458.000-716.001	0.00	0.00	0.00	0.00	0.00	0.00	0.00
Total Dept 458.000 - ROADSIDE M	0.00	0.00	0.00	0.00	0.00	0.00	0.00
Dept 459.000 - TRAFFIC SIGNS (M-29)							
202-459.000-802.000	0.00	0.00	0.00	0.00	0.00	0.00	0.00
Total Dept 459.000 - TRAFFIC SI	0.00	0.00	0.00	0.00	0.00	0.00	0.00
Dept 460.000 - GENERAL MAINTENANCE (M-29)							
202-460.000-702.000	0.00	0.00	0.00	0.00	0.00	0.00	0.00
202-460.000-704.001	0.00	0.00	0.00	0.00	0.00	0.00	0.00
202-460.000-709.000	0.00	0.00	0.00	0.00	0.00	0.00	0.00
202-460.000-711.000	0.00	0.00	0.00	0.00	0.00	0.00	0.00
202-460.000-716.001	0.00	0.00	0.00	0.00	0.00	0.00	0.00
202-460.000-723.000	0.00	0.00	0.00	0.00	0.00	0.00	0.00
Total Dept 460.000 - GENERAL MA	0.00	0.00	0.00	0.00	0.00	0.00	0.00
Dept 464.000 - NON MOTORIZED TRANSPORTATION							
202-464.000-702.000	1,000.00	1,000.00	0.00	0.00	0.00	1,000.00	0.00
202-464.000-704.001	500.00	500.00	0.00	0.00	0.00	500.00	0.00
202-464.000-709.000	95.00	95.00	0.00	0.00	0.00	95.00	0.00
202-464.000-711.000	25.00	25.00	0.00	0.00	0.00	25.00	0.00
202-464.000-716.001	50.00	50.00	0.00	0.00	0.00	50.00	0.00
202-464.000-723.000	20.00	20.00	0.00	0.00	0.00	20.00	0.00
202-464.000-752.000	2,000.00	2,000.00	0.00	0.00	0.00	2,000.00	0.00
202-464.000-974.000	1,500.00	1,500.00	0.00	0.00	0.00	1,500.00	0.00
Total Dept 464.000 - NON MOTORI	5,190.00	5,190.00	0.00	0.00	0.00	5,190.00	0.00
Dept 522.000 - STREET CLEANING							
202-522.000-702.000	2,300.00	2,300.00	348.08	0.00	0.00	1,951.92	15.13
202-522.000-704.001	0.00	0.00	0.00	0.00	0.00	0.00	0.00
202-522.000-709.000	145.00	145.00	20.64	0.00	0.00	124.36	14.23
202-522.000-711.000	35.00	35.00	4.83	0.00	0.00	30.17	13.80

PERIOD ENDING 10/31/2023

PRELIMINARY FINANCIAL STATEMENTS - OCTOBER 2023

GL NUMBER	2023-24 ORIGINAL BUDGET	2023-24 AMENDED BUDGET	YTD BALANCE 10/31/2023 NORM (ABNORM)	ACTIVITY FOR MONTH 10/31/23 INCR (DECR)	ENCUMBERED YEAR-TO-DATE	UNENCUMBERED BALANCE	% BDGT USED
Fund 202 - MAJOR STREET FUND							
Expenditures							
202-522.000-716.001	115.00	115.00	17.40	0.00	0.00	97.60	15.13
202-522.000-723.000	60.00	60.00	9.21	0.00	0.00	50.79	15.35
202-522.000-752.000	800.00	800.00	0.00	0.00	0.00	800.00	0.00
202-522.000-802.000	1,200.00	1,200.00	0.00	0.00	0.00	1,200.00	0.00
202-522.000-824.000	0.00	0.00	0.00	0.00	0.00	0.00	0.00
202-522.000-884.000	0.00	0.00	0.00	0.00	0.00	0.00	0.00
202-522.000-931.003	950.00	950.00	0.00	0.00	0.00	950.00	0.00
202-522.000-981.000	0.00	0.00	0.00	0.00	0.00	0.00	0.00
202-522.000-992.000	0.00	0.00	0.00	0.00	0.00	0.00	0.00
Total Dept 522.000 - STREET CLE.	5,605.00	5,605.00	400.16	0.00	0.00	5,204.84	7.14
TOTAL EXPENDITURES	332,175.00	332,175.00	34,278.04	17,375.58	0.00	297,896.96	10.32
Fund 202 - MAJOR STREET FUND:							
TOTAL REVENUES	379,900.00	379,900.00	0.00	0.00	0.00	379,900.00	0.00
TOTAL EXPENDITURES	332,175.00	332,175.00	34,278.04	17,375.58	0.00	297,896.96	10.32
NET OF REVENUES & EXPENDITURES	47,725.00	47,725.00	(34,278.04)	(17,375.58)	0.00	82,003.04	71.82

User: POSEY

DB: Marine City

PERIOD ENDING 10/31/2023

PRELIMINARY FINANCIAL STATEMENTS - OCTOBER 2023

GL NUMBER	2023-24 ORIGINAL BUDGET	2023-24 AMENDED BUDGET	YTD BALANCE 10/31/2023 NORM (ABNORM)	ACTIVITY FOR MONTH 10/31/23 INCR (DECR)	ENCUMBERED YEAR-TO-DATE	UNENCUMBERED BALANCE	% BDGT USED
Fund 203 - LOCAL STREET FUND							
Revenues							
Dept 000.000							
203-000.000-000.000	0.00	0.00	0.00	0.00	0.00	0.00	0.00
203-000.000-546.000	120,000.00	120,000.00	0.00	0.00	0.00	120,000.00	0.00
203-000.000-551.000	0.00	0.00	0.00	0.00	0.00	0.00	0.00
203-000.000-569.002	0.00	0.00	0.00	0.00	0.00	0.00	0.00
203-000.000-650.000	0.00	0.00	0.00	0.00	0.00	0.00	0.00
203-000.000-665.000	600.00	600.00	0.00	0.00	0.00	600.00	0.00
203-000.000-693.000	0.00	0.00	0.00	0.00	0.00	0.00	0.00
203-000.000-696.000	0.00	0.00	0.00	0.00	0.00	0.00	0.00
203-000.000-699.000	193,000.00	193,000.00	0.00	0.00	0.00	193,000.00	0.00
Total Dept 000.000	313,600.00	313,600.00	0.00	0.00	0.00	313,600.00	0.00
TOTAL REVENUES	313,600.00	313,600.00	0.00	0.00	0.00	313,600.00	0.00
Expenditures							
Dept 450.000 - GENERAL ADMINISTRATION							
203-450.000-702.000	0.00	0.00	0.00	0.00	0.00	0.00	0.00
203-450.000-704.001	1,250.00	1,250.00	411.98	105.13	0.00	838.02	32.96
203-450.000-709.000	180.00	180.00	90.63	6.51	0.00	89.37	50.35
203-450.000-711.000	40.00	40.00	21.20	1.53	0.00	18.80	53.00
203-450.000-712.000	1,500.00	1,500.00	1,049.99	0.00	0.00	450.01	70.00
203-450.000-716.001	0.00	0.00	0.00	0.00	0.00	0.00	0.00
203-450.000-717.001	26,680.00	26,680.00	8,162.00	1,979.56	0.00	18,518.00	30.59
203-450.000-718.001	6,600.00	6,600.00	1,120.20	280.05	0.00	5,479.80	16.97
203-450.000-723.000	10,400.00	10,400.00	4,498.30	1,225.58	0.00	5,901.70	43.25
203-450.000-726.000	120.00	120.00	34.20	8.55	0.00	85.80	28.50
203-450.000-801.000	1,775.00	1,775.00	525.00	0.00	0.00	1,250.00	29.58
203-450.000-940.000	1,500.00	1,500.00	783.29	591.08	0.00	716.71	52.22
Total Dept 450.000 - GENERAL AD	50,045.00	50,045.00	16,696.79	4,197.99	0.00	33,348.21	33.36
Dept 451.000 - DRAINS-STORM SEWERS							
203-451.000-702.000	7,000.00	7,000.00	806.85	0.00	0.00	6,193.15	11.53
203-451.000-704.001	1,000.00	1,000.00	20.25	20.25	0.00	979.75	2.03
203-451.000-709.000	500.00	500.00	49.97	1.26	0.00	450.03	9.99
203-451.000-711.000	120.00	120.00	11.69	0.29	0.00	108.31	9.74
203-451.000-716.001	350.00	350.00	40.35	0.00	0.00	309.65	11.53
203-451.000-723.000	110.00	110.00	20.16	0.00	0.00	89.84	18.33
203-451.000-752.000	50.00	50.00	0.00	0.00	0.00	50.00	0.00
203-451.000-761.000	3,000.00	3,000.00	988.98	0.00	0.00	2,011.02	32.97
203-451.000-802.000	6,500.00	6,500.00	0.00	0.00	0.00	6,500.00	0.00
203-451.000-934.000	2,500.00	2,500.00	50.25	0.00	0.00	2,449.75	2.01
Total Dept 451.000 - DRAINS-STO	21,130.00	21,130.00	1,988.50	21.80	0.00	19,141.50	9.41
Dept 452.000 - ROUTINE MAINTENANCE							
203-452.000-702.000	10,500.00	10,500.00	13,488.63	1,549.52	0.00	(2,988.63)	128.46
203-452.000-704.001	3,500.00	3,500.00	1,051.56	233.01	0.00	2,448.44	30.04
203-452.000-709.000	870.00	870.00	878.34	107.54	0.00	(8.34)	100.96
203-452.000-711.000	210.00	210.00	205.41	25.16	0.00	4.59	97.81

PERIOD ENDING 10/31/2023

PRELIMINARY FINANCIAL STATEMENTS - OCTOBER 2023

GL NUMBER	2023-24 ORIGINAL BUDGET	2023-24 AMENDED BUDGET	YTD BALANCE 10/31/2023 NORM (ABNORM)	ACTIVITY FOR MONTH 10/31/23 INCR (DECR)	ENCUMBERED YEAR-TO-DATE	UNENCUMBERED BALANCE	% BDGT USED
Fund 203 - LOCAL STREET FUND							
Expenditures							
203-452.000-716.001	525.00	525.00	674.39	77.46	0.00	(149.39)	128.46
203-452.000-723.000	275.00	275.00	309.82	39.33	0.00	(34.82)	112.66
203-452.000-752.000	100.00	100.00	0.00	0.00	0.00	100.00	0.00
203-452.000-761.000	2,700.00	2,700.00	1,251.79	0.00	0.00	1,448.21	46.36
203-452.000-931.003	5,000.00	5,000.00	112.72	0.00	0.00	4,887.28	2.25
203-452.000-934.000	9,000.00	9,000.00	5,615.25	0.00	1,581.00	1,803.75	79.96
203-452.000-974.000	0.00	0.00	0.00	0.00	0.00	0.00	0.00
203-452.000-981.000	0.00	0.00	0.00	0.00	0.00	0.00	0.00
203-452.000-985.000	0.00	0.00	0.00	0.00	0.00	0.00	0.00
203-452.000-995.001	18,750.00	18,750.00	0.00	0.00	0.00	18,750.00	0.00
Total Dept 452.000 - ROUTINE MA	51,430.00	51,430.00	23,587.91	2,032.02	1,581.00	26,261.09	48.94
Dept 455.000 - ICE AND SNOW CONTROL							
203-455.000-702.000	9,200.00	9,200.00	0.00	0.00	0.00	9,200.00	0.00
203-455.000-704.001	1,200.00	1,200.00	0.00	0.00	0.00	1,200.00	0.00
203-455.000-709.000	645.00	645.00	0.00	0.00	0.00	645.00	0.00
203-455.000-711.000	155.00	155.00	0.00	0.00	0.00	155.00	0.00
203-455.000-716.001	460.00	460.00	0.00	0.00	0.00	460.00	0.00
203-455.000-723.000	150.00	150.00	0.00	0.00	0.00	150.00	0.00
203-455.000-761.000	14,000.00	14,000.00	0.00	0.00	0.00	14,000.00	0.00
203-455.000-931.003	5,000.00	5,000.00	0.00	0.00	0.00	5,000.00	0.00
203-455.000-985.000	0.00	0.00	0.00	0.00	0.00	0.00	0.00
203-455.000-995.001	18,750.00	18,750.00	0.00	0.00	0.00	18,750.00	0.00
Total Dept 455.000 - ICE AND SN	49,560.00	49,560.00	0.00	0.00	0.00	49,560.00	0.00
Dept 456.000 - TRAFFIC SERVICE							
203-456.000-702.000	1,800.00	1,800.00	440.38	0.00	0.00	1,359.62	24.47
203-456.000-704.001	600.00	600.00	27.00	27.00	0.00	573.00	4.50
203-456.000-709.000	150.00	150.00	28.14	1.67	0.00	121.86	18.76
203-456.000-711.000	35.00	35.00	6.58	0.39	0.00	28.42	18.80
203-456.000-716.001	90.00	90.00	22.02	0.00	0.00	67.98	24.47
203-456.000-723.000	50.00	50.00	11.30	0.00	0.00	38.70	22.60
203-456.000-752.000	1,950.00	1,950.00	0.00	0.00	0.00	1,950.00	0.00
Total Dept 456.000 - TRAFFIC SE	4,675.00	4,675.00	535.42	29.06	0.00	4,139.58	11.45
Dept 464.000 - NON MOTORIZED TRANSPORTATION							
203-464.000-702.000	2,500.00	2,500.00	0.00	0.00	0.00	2,500.00	0.00
203-464.000-704.001	1,300.00	1,300.00	439.56	0.00	0.00	860.44	33.81
203-464.000-709.000	240.00	240.00	27.25	0.00	0.00	212.75	11.35
203-464.000-711.000	55.00	55.00	6.38	0.00	0.00	48.62	11.60
203-464.000-716.001	125.00	125.00	0.00	0.00	0.00	125.00	0.00
203-464.000-723.000	50.00	50.00	0.00	0.00	0.00	50.00	0.00
203-464.000-752.000	2,500.00	2,500.00	0.00	0.00	0.00	2,500.00	0.00
203-464.000-974.000	1,300.00	1,300.00	0.00	0.00	0.00	1,300.00	0.00
Total Dept 464.000 - NON MOTORI	8,070.00	8,070.00	473.19	0.00	0.00	7,596.81	5.86

User: POSEY

DB: Marine City

PERIOD ENDING 10/31/2023

PRELIMINARY FINANCIAL STATEMENTS - OCTOBER 2023

GL NUMBER	2023-24 ORIGINAL BUDGET	2023-24 AMENDED BUDGET	YTD BALANCE 10/31/2023 NORM (ABNORM)	ACTIVITY FOR MONTH 10/31/23 INCR (DECR)	ENCUMBERED YEAR-TO-DATE	UNENCUMBERED BALANCE	% BDGT USED
Fund 203 - LOCAL STREET FUND							
Expenditures							
Dept 522.000 - STREET CLEANING							
203-522.000-702.000	7,200.00	7,200.00	826.16	0.00	0.00	6,373.84	11.47
203-522.000-704.001	0.00	0.00	0.00	0.00	0.00	0.00	0.00
203-522.000-709.000	450.00	450.00	48.99	0.00	0.00	401.01	10.89
203-522.000-711.000	105.00	105.00	11.45	0.00	0.00	93.55	10.90
203-522.000-716.001	360.00	360.00	41.31	0.00	0.00	318.69	11.48
203-522.000-723.000	175.00	175.00	21.87	0.00	0.00	153.13	12.50
203-522.000-752.000	1,200.00	1,200.00	0.00	0.00	0.00	1,200.00	0.00
203-522.000-802.000	1,200.00	1,200.00	0.00	0.00	0.00	1,200.00	0.00
203-522.000-884.000	0.00	0.00	0.00	0.00	0.00	0.00	0.00
203-522.000-931.003	950.00	950.00	0.00	0.00	0.00	950.00	0.00
203-522.000-981.000	0.00	0.00	0.00	0.00	0.00	0.00	0.00
203-522.000-992.000	0.00	0.00	0.00	0.00	0.00	0.00	0.00
Total Dept 522.000 - STREET CLE.	11,640.00	11,640.00	949.78	0.00	0.00	10,690.22	8.16
TOTAL EXPENDITURES	196,550.00	196,550.00	44,231.59	6,280.87	1,581.00	150,737.41	23.31
Fund 203 - LOCAL STREET FUND:							
TOTAL REVENUES	313,600.00	313,600.00	0.00	0.00	0.00	313,600.00	0.00
TOTAL EXPENDITURES	196,550.00	196,550.00	44,231.59	6,280.87	1,581.00	150,737.41	23.31
NET OF REVENUES & EXPENDITURES	117,050.00	117,050.00	(44,231.59)	(6,280.87)	(1,581.00)	162,862.59	39.14

User: POSEY

PERIOD ENDING 10/31/2023

DB: Marine City

PRELIMINARY FINANCIAL STATEMENTS - OCTOBER 2023

GL NUMBER	2023-24 ORIGINAL BUDGET	2023-24 AMENDED BUDGET	YTD BALANCE 10/31/2023 NORM (ABNORM)	ACTIVITY FOR MONTH 10/31/23 INCR (DECR)	ENCUMBERED YEAR-TO-DATE	UNENCUMBERED BALANCE	% BDGT USED
Fund 209 - CEMETERY FUND							
Revenues							
Dept 000.000							
209-000.000-491.000	8,500.00	8,500.00	5,885.00	2,760.00	0.00	2,615.00	69.24
209-000.000-492.000	2,200.00	2,200.00	1,430.00	600.00	0.00	770.00	65.00
209-000.000-665.000	0.00	0.00	0.00	0.00	0.00	0.00	0.00
209-000.000-680.000	5,000.00	5,000.00	3,100.00	700.00	0.00	1,900.00	62.00
209-000.000-680.001	650.00	650.00	0.00	0.00	0.00	650.00	0.00
209-000.000-699.000	25,110.00	25,110.00	0.00	0.00	0.00	25,110.00	0.00
Total Dept 000.000	41,460.00	41,460.00	10,415.00	4,060.00	0.00	31,045.00	25.12
TOTAL REVENUES	41,460.00	41,460.00	10,415.00	4,060.00	0.00	31,045.00	25.12
Expenditures							
Dept 000.000							
209-000.000-702.000	12,000.00	12,000.00	4,027.93	1,157.20	0.00	7,972.07	33.57
209-000.000-704.001	6,000.00	6,000.00	4,222.49	585.10	0.00	1,777.51	70.37
209-000.000-709.000	1,125.00	1,125.00	504.00	105.96	0.00	621.00	44.80
209-000.000-711.000	270.00	270.00	117.91	24.81	0.00	152.09	43.67
209-000.000-716.001	600.00	600.00	201.42	57.86	0.00	398.58	33.57
209-000.000-717.001	8,915.00	8,915.00	2,722.48	659.85	0.00	6,192.52	30.54
209-000.000-723.000	4,600.00	4,600.00	1,808.25	620.96	0.00	2,791.75	39.31
209-000.000-752.000	2,300.00	2,300.00	0.00	0.00	0.00	2,300.00	0.00
209-000.000-755.000	0.00	0.00	0.00	0.00	0.00	0.00	0.00
209-000.000-802.000	3,500.00	3,500.00	1,895.00	1,460.00	0.00	1,605.00	54.14
209-000.000-805.000	100.00	100.00	0.00	0.00	0.00	100.00	0.00
209-000.000-827.000	0.00	0.00	0.00	0.00	0.00	0.00	0.00
209-000.000-902.000	50.00	50.00	0.00	0.00	0.00	50.00	0.00
209-000.000-920.000	900.00	900.00	157.27	54.25	0.00	742.73	17.47
209-000.000-933.000	1,000.00	1,000.00	0.00	0.00	0.00	1,000.00	0.00
209-000.000-934.000	100.00	100.00	0.00	0.00	0.00	100.00	0.00
209-000.000-986.000	0.00	0.00	0.00	0.00	0.00	0.00	0.00
Total Dept 000.000	41,460.00	41,460.00	15,656.75	4,725.99	0.00	25,803.25	37.76
TOTAL EXPENDITURES	41,460.00	41,460.00	15,656.75	4,725.99	0.00	25,803.25	37.76
Fund 209 - CEMETERY FUND:							
TOTAL REVENUES	41,460.00	41,460.00	10,415.00	4,060.00	0.00	31,045.00	25.12
TOTAL EXPENDITURES	41,460.00	41,460.00	15,656.75	4,725.99	0.00	25,803.25	37.76
NET OF REVENUES & EXPENDITURES	0.00	0.00	(5,241.75)	(665.99)	0.00	5,241.75	100.00

PERIOD ENDING 10/31/2023

PRELIMINARY FINANCIAL STATEMENTS - OCTOBER 2023

GL NUMBER	2023-24 ORIGINAL BUDGET	2023-24 AMENDED BUDGET	YTD BALANCE 10/31/2023 NORM (ABNORM)	ACTIVITY FOR MONTH 10/31/23 INCR (DECR)	ENCUMBERED YEAR-TO-DATE	UNENCUMBERED BALANCE	% BDGT USED
Fund 265 - DRUG LAW ENFORCEMENT FUND							
Revenues							
Dept 000.000							
265-000.000-658.000	500.00	500.00	0.00	0.00	0.00	500.00	0.00
Total Dept 000.000	500.00	500.00	0.00	0.00	0.00	500.00	0.00
TOTAL REVENUES	500.00	500.00	0.00	0.00	0.00	500.00	0.00
Expenditures							
Dept 000.000							
265-000.000-752.000	0.00	0.00	839.00	839.00	0.00	(839.00)	100.00
265-000.000-805.000	125.00	125.00	0.00	0.00	0.00	125.00	0.00
265-000.000-958.000	500.00	500.00	0.00	0.00	0.00	500.00	0.00
265-000.000-980.000	0.00	0.00	0.00	0.00	0.00	0.00	0.00
265-000.000-981.000	0.00	0.00	0.00	0.00	0.00	0.00	0.00
Total Dept 000.000	625.00	625.00	839.00	839.00	0.00	(214.00)	134.24
TOTAL EXPENDITURES	625.00	625.00	839.00	839.00	0.00	(214.00)	134.24
Fund 265 - DRUG LAW ENFORCEMENT							
TOTAL REVENUES	500.00	500.00	0.00	0.00	0.00	500.00	0.00
TOTAL EXPENDITURES	625.00	625.00	839.00	839.00	0.00	(214.00)	134.24
NET OF REVENUES & EXPENDITURES	(125.00)	(125.00)	(839.00)	(839.00)	0.00	714.00	671.20

PERIOD ENDING 10/31/2023

PRELIMINARY FINANCIAL STATEMENTS - OCTOBER 2023

GL NUMBER	2023-24 ORIGINAL BUDGET	2023-24 AMENDED BUDGET	YTD BALANCE 10/31/2023 NORM (ABNORM)	ACTIVITY FOR MONTH 10/31/23 INCR (DECR)	ENCUMBERED YEAR-TO-DATE	UNENCUMBERED BALANCE	% BDGT USED
Fund 309 - BROWNFIELD REDEVELOPMENT							
Revenues							
Dept 000.000							
309-000.000-596.000	44,600.00	44,600.00	90,912.64	90,912.64	0.00	(46,312.64)	203.84
Total Dept 000.000	44,600.00	44,600.00	90,912.64	90,912.64	0.00	(46,312.64)	203.84
TOTAL REVENUES	44,600.00	44,600.00	90,912.64	90,912.64	0.00	(46,312.64)	203.84
Expenditures							
Dept 000.000							
309-000.000-991.000	24,320.00	24,320.00	0.00	0.00	0.00	24,320.00	0.00
309-000.000-992.000	3,075.00	3,075.00	0.00	0.00	0.00	3,075.00	0.00
Total Dept 000.000	27,395.00	27,395.00	0.00	0.00	0.00	27,395.00	0.00
TOTAL EXPENDITURES	27,395.00	27,395.00	0.00	0.00	0.00	27,395.00	0.00
Fund 309 - BROWNFIELD REDEVELOPM							
TOTAL REVENUES	44,600.00	44,600.00	90,912.64	90,912.64	0.00	(46,312.64)	203.84
TOTAL EXPENDITURES	27,395.00	27,395.00	0.00	0.00	0.00	27,395.00	0.00
NET OF REVENUES & EXPENDITURES	17,205.00	17,205.00	90,912.64	90,912.64	0.00	(73,707.64)	528.41

PERIOD ENDING 10/31/2023

PRELIMINARY FINANCIAL STATEMENTS - OCTOBER 2023

GL NUMBER	2023-24 ORIGINAL BUDGET	2023-24 AMENDED BUDGET	YTD BALANCE 10/31/2023 NORM (ABNORM)	ACTIVITY FOR MONTH 10/31/23 INCR (DECR)	ENCUMBERED YEAR-TO-DATE	UNENCUMBERED BALANCE	% BDGT USED
Fund 401 - CAPITAL PROJECTS FUND							
Revenues							
Dept 000.000							
401-000.000-665.000	0.00	0.00	0.00	0.00	0.00	0.00	0.00
401-000.000-699.000	116,200.00	116,200.00	0.00	0.00	0.00	116,200.00	0.00
Total Dept 000.000	116,200.00	116,200.00	0.00	0.00	0.00	116,200.00	0.00
TOTAL REVENUES	116,200.00	116,200.00	0.00	0.00	0.00	116,200.00	0.00
Expenditures							
Dept 000.000							
401-000.000-805.000	50.00	50.00	0.00	0.00	0.00	50.00	0.00
Total Dept 000.000	50.00	50.00	0.00	0.00	0.00	50.00	0.00
TOTAL EXPENDITURES	50.00	50.00	0.00	0.00	0.00	50.00	0.00
Fund 401 - CAPITAL PROJECTS FUN							
TOTAL REVENUES	116,200.00	116,200.00	0.00	0.00	0.00	116,200.00	0.00
TOTAL EXPENDITURES	50.00	50.00	0.00	0.00	0.00	50.00	0.00
NET OF REVENUES & EXPENDITURES	116,150.00	116,150.00	0.00	0.00	0.00	116,150.00	0.00

PERIOD ENDING 10/31/2023

PRELIMINARY FINANCIAL STATEMENTS - OCTOBER 2023

GL NUMBER	2023-24 ORIGINAL BUDGET	2023-24 AMENDED BUDGET	YTD BALANCE 10/31/2023 NORM (ABNORM)	ACTIVITY FOR MONTH 10/31/23 INCR (DECR)	ENCUMBERED YEAR-TO-DATE	UNENCUMBERED BALANCE	% BDGT USED
Fund 592 - WATER/SEWER FUND							
Revenues							
Dept 000.000							
592-000.000-000.000	0.00	0.00	0.00	0.00	0.00	0.00	0.00
592-000.000-693.000	0.00	0.00	0.00	0.00	0.00	0.00	0.00
Total Dept 000.000	0.00	0.00	0.00	0.00	0.00	0.00	0.00
Dept 536.000 - WASTEWATER DEPARTMENT REVENUES							
592-536.000-412.000	0.00	0.00	0.00	0.00	0.00	0.00	0.00
592-536.000-445.000	0.00	0.00	0.00	0.00	0.00	0.00	0.00
592-536.000-490.002	4,800.00	4,800.00	0.00	0.00	0.00	4,800.00	0.00
592-536.000-636.000	154,800.00	154,800.00	53,469.73	15,850.68	0.00	101,330.27	34.54
592-536.000-642.000	533,135.00	533,135.00	176,961.50	50,454.97	0.00	356,173.50	33.19
592-536.000-642.100	2,000.00	2,000.00	0.00	0.00	0.00	2,000.00	0.00
592-536.000-643.000	0.00	0.00	0.00	0.00	0.00	0.00	0.00
592-536.000-643.001	28,300.00	28,300.00	10,136.72	3,005.53	0.00	18,163.28	35.82
592-536.000-644.000	140,000.00	140,000.00	106,924.00	53,462.00	0.00	33,076.00	76.37
592-536.000-665.000	0.00	0.00	0.00	0.00	0.00	0.00	0.00
592-536.000-676.004	900.00	900.00	500.00	125.00	0.00	400.00	55.56
592-536.000-682.000	0.00	0.00	0.00	0.00	0.00	0.00	0.00
592-536.000-698.000	0.00	0.00	0.00	0.00	0.00	0.00	0.00
592-536.000-699.000	160,000.00	160,000.00	0.00	0.00	0.00	160,000.00	0.00
Total Dept 536.000 - WASTEWATER	1,023,935.00	1,023,935.00	347,991.95	122,898.18	0.00	675,943.05	33.99
Dept 537.000 - WATER DEPARTMENT REVENUES							
592-537.000-000.000	0.00	0.00	0.00	0.00	0.00	0.00	0.00
592-537.000-445.000	25.00	25.00	0.00	0.00	0.00	25.00	0.00
592-537.000-490.001	5,800.00	5,800.00	4,610.00	4,610.00	0.00	1,190.00	79.48
592-537.000-636.000	104,800.00	104,800.00	36,367.09	10,833.91	0.00	68,432.91	34.70
592-537.000-637.000	29,400.00	29,400.00	10,350.08	2,907.22	0.00	19,049.92	35.20
592-537.000-642.000	983,990.00	983,990.00	409,707.78	148,263.14	0.00	574,282.22	41.64
592-537.000-642.100	2,000.00	2,000.00	0.00	0.00	0.00	2,000.00	0.00
592-537.000-643.000	107,600.00	107,600.00	38,288.36	10,645.32	0.00	69,311.64	35.58
592-537.000-645.000	1,000.00	1,000.00	3,582.00	3,582.00	0.00	(2,582.00)	358.20
592-537.000-650.000	600.00	600.00	725.00	475.00	0.00	(125.00)	120.83
592-537.000-665.000	0.00	0.00	0.00	0.00	0.00	0.00	0.00
592-537.000-667.004	10,000.00	10,000.00	123.68	0.00	0.00	9,876.32	1.24
592-537.000-676.004	3,000.00	3,000.00	700.00	175.00	0.00	2,300.00	23.33
592-537.000-682.000	0.00	0.00	0.00	0.00	0.00	0.00	0.00
592-537.000-693.000	0.00	0.00	0.00	0.00	0.00	0.00	0.00
Total Dept 537.000 - WATER DEPA	1,248,215.00	1,248,215.00	504,453.99	181,491.59	0.00	743,761.01	40.41
TOTAL REVENUES	2,272,150.00	2,272,150.00	852,445.94	304,389.77	0.00	1,419,704.06	37.52
Expenditures							
Dept 543.000 - GENERAL ADMINISTRATIVE (SEWER)							
592-543.000-702.000	43,000.00	43,000.00	17,885.49	4,214.48	0.00	25,114.51	41.59
592-543.000-703.000	0.00	0.00	0.00	0.00	0.00	0.00	0.00
592-543.000-704.001	17,000.00	17,000.00	2,343.41	760.92	0.00	14,656.59	13.78
592-543.000-709.000	3,740.00	3,740.00	1,296.39	306.19	0.00	2,443.61	34.66

User: POSEY

DB: Marine City

PERIOD ENDING 10/31/2023

PRELIMINARY FINANCIAL STATEMENTS - OCTOBER 2023

GL NUMBER	2023-24 ORIGINAL BUDGET	2023-24 AMENDED BUDGET	YTD BALANCE 10/31/2023 NORM (ABNORM)	ACTIVITY FOR MONTH 10/31/23 INCR (DECR)	ENCUMBERED YEAR-TO-DATE	UNENCUMBERED BALANCE	% BDGT USED
Fund 592 - WATER/SEWER FUND							
Expenditures							
592-543.000-711.000	880.00	880.00	303.25	71.62	0.00	576.75	34.46
592-543.000-712.000	300.00	300.00	210.00	0.00	0.00	90.00	70.00
592-543.000-716.001	2,165.00	2,165.00	881.80	210.37	0.00	1,283.20	40.73
592-543.000-717.001	48,915.00	48,915.00	14,963.83	3,629.19	0.00	33,951.17	30.59
592-543.000-718.001	6,700.00	6,700.00	1,572.60	209.32	0.00	5,127.40	23.47
592-543.000-722.000	0.00	0.00	0.00	0.00	0.00	0.00	0.00
592-543.000-723.000	13,250.00	13,250.00	6,112.10	2,998.45	0.00	7,137.90	46.13
592-543.000-726.000	160.00	160.00	46.47	7.94	0.00	113.53	29.04
592-543.000-755.000	700.00	700.00	438.80	22.53	43.78	217.42	68.94
592-543.000-801.000	10,165.00	10,165.00	0.00	0.00	0.00	10,165.00	0.00
592-543.000-802.000	9,400.00	9,400.00	2,367.00	0.00	0.00	7,033.00	25.18
592-543.000-827.000	1,150.00	1,150.00	0.00	0.00	0.00	1,150.00	0.00
592-543.000-850.000	900.00	900.00	320.32	80.30	0.00	579.68	35.59
592-543.000-851.001	3,500.00	3,500.00	0.00	0.00	0.00	3,500.00	0.00
592-543.000-900.000	900.00	900.00	536.85	536.85	0.00	363.15	59.65
592-543.000-933.001	2,650.00	2,650.00	650.75	0.00	0.00	1,999.25	24.56
592-543.000-935.000	23,375.00	23,375.00	0.00	0.00	0.00	23,375.00	0.00
592-543.000-937.000	1,100.00	1,100.00	0.00	0.00	0.00	1,100.00	0.00
592-543.000-992.000	0.00	0.00	0.00	0.00	0.00	0.00	0.00
Total Dept 543.000 - GENERAL AD	189,950.00	189,950.00	49,929.06	13,048.16	43.78	139,977.16	26.31
Dept 544.000 - SYSTEM MAINTENANCE (SEWER)							
592-544.000-702.000	13,000.00	13,000.00	538.85	314.32	0.00	12,461.15	4.15
592-544.000-704.001	1,200.00	1,200.00	0.00	0.00	0.00	1,200.00	0.00
592-544.000-709.000	885.00	885.00	32.48	18.97	0.00	852.52	3.67
592-544.000-711.000	210.00	210.00	7.59	4.44	0.00	202.41	3.61
592-544.000-716.001	650.00	650.00	26.95	15.72	0.00	623.05	4.15
592-544.000-723.000	250.00	250.00	13.34	7.75	0.00	236.66	5.34
592-544.000-752.000	500.00	500.00	0.00	0.00	0.00	500.00	0.00
592-544.000-755.000	500.00	500.00	0.00	0.00	0.00	500.00	0.00
592-544.000-761.000	2,300.00	2,300.00	0.00	0.00	0.00	2,300.00	0.00
592-544.000-884.000	0.00	0.00	0.00	0.00	0.00	0.00	0.00
592-544.000-884.001	0.00	0.00	0.00	0.00	0.00	0.00	0.00
592-544.000-911.000	900.00	900.00	0.00	0.00	0.00	900.00	0.00
592-544.000-915.000	1,400.00	1,400.00	133.75	0.00	0.00	1,266.25	9.55
592-544.000-931.003	1,000.00	1,000.00	0.00	0.00	0.00	1,000.00	0.00
592-544.000-932.000	5,000.00	5,000.00	0.00	0.00	0.00	5,000.00	0.00
592-544.000-934.000	22,000.00	22,000.00	983.80	720.00	0.00	21,016.20	4.47
592-544.000-985.000	0.00	0.00	0.00	0.00	0.00	0.00	0.00
592-544.000-992.000	1,250.00	1,250.00	1,241.74	0.00	0.00	8.26	99.34
592-544.000-995.001	18,750.00	18,750.00	0.00	0.00	0.00	18,750.00	0.00
Total Dept 544.000 - SYSTEM MAI	69,795.00	69,795.00	2,978.50	1,081.20	0.00	66,816.50	4.27
Dept 545.000 - WASTEWATER TREATMENT PLANT							
592-545.000-702.000	30,000.00	30,000.00	10,618.66	2,730.97	0.00	19,381.34	35.40
592-545.000-704.001	4,000.00	4,000.00	700.11	142.20	0.00	3,299.89	17.50
592-545.000-709.000	2,125.00	2,125.00	696.28	175.83	0.00	1,428.72	32.77
592-545.000-711.000	495.00	495.00	162.86	41.11	0.00	332.14	32.90
592-545.000-716.001	1,000.00	1,000.00	484.68	136.54	0.00	515.32	48.47
592-545.000-722.000	0.00	0.00	0.00	0.00	0.00	0.00	0.00
592-545.000-723.000	30,000.00	30,000.00	8,014.52	2,014.92	0.00	21,985.48	26.72

User: POSEY

DB: Marine City

PERIOD ENDING 10/31/2023

PRELIMINARY FINANCIAL STATEMENTS - OCTOBER 2023

GL NUMBER	2023-24 ORIGINAL BUDGET	2023-24 AMENDED BUDGET	YTD BALANCE 10/31/2023 NORM (ABNORM)	ACTIVITY FOR MONTH 10/31/23 INCR (DECR)	ENCUMBERED YEAR-TO-DATE	UNENCUMBERED BALANCE	% BDGT USED
Fund 592 - WATER/SEWER FUND							
Expenditures							
592-545.000-752.000	1,000.00	1,000.00	0.00	0.00	0.00	1,000.00	0.00
592-545.000-753.001	16,000.00	16,000.00	2,970.00	0.00	0.00	13,030.00	18.56
592-545.000-755.000	500.00	500.00	0.00	0.00	0.00	500.00	0.00
592-545.000-762.000	7,000.00	7,000.00	264.70	0.00	0.00	6,735.30	3.78
592-545.000-802.000	225,000.00	225,000.00	114,294.50	19,026.11	0.00	110,705.50	50.80
592-545.000-802.100	75,000.00	75,000.00	0.00	0.00	0.00	75,000.00	0.00
592-545.000-803.000	0.00	0.00	0.00	0.00	0.00	0.00	0.00
592-545.000-806.000	2,500.00	2,500.00	0.00	0.00	0.00	2,500.00	0.00
592-545.000-822.000	5,500.00	5,500.00	0.00	0.00	0.00	5,500.00	0.00
592-545.000-850.000	2,800.00	2,800.00	831.58	208.29	0.00	1,968.42	29.70
592-545.000-851.001	100.00	100.00	0.00	0.00	0.00	100.00	0.00
592-545.000-915.000	150.00	150.00	133.75	0.00	0.00	16.25	89.17
592-545.000-920.000	80,000.00	80,000.00	34,132.01	8,317.88	0.00	45,867.99	42.67
592-545.000-921.002	7,500.00	7,500.00	247.39	0.00	0.00	7,252.61	3.30
592-545.000-930.000	5,000.00	5,000.00	101.46	55.43	0.00	4,898.54	2.03
592-545.000-931.003	30,000.00	30,000.00	3,588.66	0.00	12,090.74	14,320.60	52.26
592-545.000-934.000	6,000.00	6,000.00	627.12	0.00	0.00	5,372.88	10.45
592-545.000-934.001	0.00	0.00	0.00	0.00	0.00	0.00	0.00
592-545.000-934.002	0.00	0.00	0.00	0.00	0.00	0.00	0.00
592-545.000-940.000	0.00	0.00	44,126.48	11,031.62	0.00	(44,126.48)	100.00
592-545.000-948.000	0.00	0.00	0.00	0.00	0.00	0.00	0.00
592-545.000-968.000	0.00	0.00	0.00	0.00	0.00	0.00	0.00
Total Dept 545.000 - WASTEWATER	531,670.00	531,670.00	221,994.76	43,880.90	12,090.74	297,584.50	44.03
Dept 546.000 - PUMP/LIFT STATION (SEWER)							
592-546.000-702.000	4,500.00	4,500.00	28.88	0.00	0.00	4,471.12	0.64
592-546.000-704.001	1,300.00	1,300.00	275.04	52.92	0.00	1,024.96	21.16
592-546.000-709.000	360.00	360.00	18.79	3.28	0.00	341.21	5.22
592-546.000-711.000	85.00	85.00	4.39	0.77	0.00	80.61	5.16
592-546.000-716.001	225.00	225.00	1.44	0.00	0.00	223.56	0.64
592-546.000-723.000	100.00	100.00	0.72	0.00	0.00	99.28	0.72
592-546.000-752.000	700.00	700.00	0.00	0.00	0.00	700.00	0.00
592-546.000-802.000	2,500.00	2,500.00	1,312.41	0.00	0.00	1,187.59	52.50
592-546.000-850.000	1,950.00	1,950.00	532.42	266.86	0.00	1,417.58	27.30
592-546.000-920.000	12,500.00	12,500.00	4,121.17	780.69	0.00	8,378.83	32.97
592-546.000-921.002	2,500.00	2,500.00	266.93	0.00	0.00	2,233.07	10.68
592-546.000-931.003	24,000.00	24,000.00	0.00	0.00	0.00	24,000.00	0.00
592-546.000-934.000	2,500.00	2,500.00	0.00	0.00	0.00	2,500.00	0.00
Total Dept 546.000 - PUMP/LIFT	53,220.00	53,220.00	6,562.19	1,104.52	0.00	46,657.81	12.33
Dept 547.000 - GENERAL ADMINISTRATIVE (WATER)							
592-547.000-702.000	43,000.00	43,000.00	17,884.90	4,214.25	0.00	25,115.10	41.59
592-547.000-704.001	17,000.00	17,000.00	2,343.35	760.89	0.00	14,656.65	13.78
592-547.000-709.000	3,800.00	3,800.00	1,335.40	306.18	0.00	2,464.60	35.14
592-547.000-711.000	890.00	890.00	312.20	71.54	0.00	577.80	35.08
592-547.000-712.000	1,200.00	1,200.00	840.00	0.00	0.00	360.00	70.00
592-547.000-716.001	2,150.00	2,150.00	881.69	210.32	0.00	1,268.31	41.01
592-547.000-717.001	71,150.00	71,150.00	21,765.65	5,278.83	0.00	49,384.35	30.59
592-547.000-718.001	10,840.00	10,840.00	2,244.66	377.33	0.00	8,595.34	20.71
592-547.000-722.000	0.00	0.00	0.00	0.00	0.00	0.00	0.00
592-547.000-723.000	10,500.00	10,500.00	3,862.71	2,742.96	0.00	6,637.29	36.79

User: POSEY

DB: Marine City

PERIOD ENDING 10/31/2023

PRELIMINARY FINANCIAL STATEMENTS - OCTOBER 2023

GL NUMBER	2023-24 ORIGINAL BUDGET	2023-24 AMENDED BUDGET	YTD BALANCE 10/31/2023 NORM (ABNORM)	ACTIVITY FOR MONTH 10/31/23 INCR (DECR)	ENCUMBERED YEAR-TO-DATE	UNENCUMBERED BALANCE	% BDGT USED
Fund 592 - WATER/SEWER FUND							
Expenditures							
592-547.000-726.000	250.00	250.00	66.98	13.07	0.00	183.02	26.79
592-547.000-755.000	700.00	700.00	415.43	22.52	43.78	240.79	65.60
592-547.000-801.000	7,000.00	7,000.00	0.00	0.00	0.00	7,000.00	0.00
592-547.000-802.000	0.00	0.00	17.00	0.00	0.00	(17.00)	100.00
592-547.000-827.000	1,150.00	1,150.00	0.00	0.00	0.00	1,150.00	0.00
592-547.000-850.000	900.00	900.00	320.34	80.31	0.00	579.66	35.59
592-547.000-851.001	3,500.00	3,500.00	0.00	0.00	0.00	3,500.00	0.00
592-547.000-900.000	900.00	900.00	536.85	536.85	0.00	363.15	59.65
592-547.000-933.001	2,650.00	2,650.00	650.75	0.00	0.00	1,999.25	24.56
592-547.000-935.000	23,375.00	23,375.00	0.00	0.00	0.00	23,375.00	0.00
592-547.000-937.000	2,950.00	2,950.00	0.00	0.00	0.00	2,950.00	0.00
592-547.000-992.000	9,460.00	9,460.00	0.00	0.00	0.00	9,460.00	0.00
592-547.000-995.001	0.00	0.00	0.00	0.00	0.00	0.00	0.00
Total Dept 547.000 - GENERAL AD	213,365.00	213,365.00	53,477.91	14,615.05	43.78	159,843.31	25.08
Dept 548.000 - SYSTEM MAINTENANCE (WATER)							
592-548.000-702.000	46,500.00	46,500.00	18,264.39	7,382.70	0.00	28,235.61	39.28
592-548.000-704.001	14,000.00	14,000.00	3,083.40	1,808.79	0.00	10,916.60	22.02
592-548.000-709.000	3,755.00	3,755.00	1,288.60	554.92	0.00	2,466.40	34.32
592-548.000-711.000	880.00	880.00	301.34	129.75	0.00	578.66	34.24
592-548.000-716.001	2,325.00	2,325.00	913.22	369.14	0.00	1,411.78	39.28
592-548.000-723.000	1,100.00	1,100.00	451.07	183.49	0.00	648.93	41.01
592-548.000-752.000	500.00	500.00	0.00	0.00	0.00	500.00	0.00
592-548.000-755.000	500.00	500.00	0.00	0.00	0.00	500.00	0.00
592-548.000-761.000	4,000.00	4,000.00	0.00	0.00	0.00	4,000.00	0.00
592-548.000-802.000	19,600.00	19,600.00	38,482.77	0.00	17,489.16	(36,371.93)	285.57
592-548.000-884.000	0.00	0.00	0.00	0.00	0.00	0.00	0.00
592-548.000-911.000	1,000.00	1,000.00	0.00	0.00	0.00	1,000.00	0.00
592-548.000-915.000	1,700.00	1,700.00	633.75	500.00	0.00	1,066.25	37.28
592-548.000-931.003	100.00	100.00	0.00	0.00	0.00	100.00	0.00
592-548.000-932.000	5,000.00	5,000.00	0.00	0.00	0.00	5,000.00	0.00
592-548.000-934.000	34,000.00	34,000.00	4,811.00	1,531.00	7,248.24	21,940.76	35.47
592-548.000-986.000	0.00	0.00	0.00	0.00	0.00	0.00	0.00
592-548.000-992.000	1,250.00	1,250.00	1,241.74	0.00	0.00	8.26	99.34
592-548.000-995.001	18,750.00	18,750.00	0.00	0.00	0.00	18,750.00	0.00
Total Dept 548.000 - SYSTEM MAI	154,960.00	154,960.00	69,471.28	12,459.79	24,737.40	60,751.32	60.80
Dept 549.000 - WATER PLANT							
592-549.000-702.000	28,000.00	28,000.00	8,009.81	1,480.75	0.00	19,990.19	28.61
592-549.000-704.001	850.00	850.00	27.00	0.00	0.00	823.00	3.18
592-549.000-709.000	1,790.00	1,790.00	497.55	91.80	0.00	1,292.45	27.80
592-549.000-710.000	0.00	0.00	0.00	0.00	0.00	0.00	0.00
592-549.000-711.000	425.00	425.00	116.32	21.46	0.00	308.68	27.37
592-549.000-716.001	1,400.00	1,400.00	354.25	74.04	0.00	1,045.75	25.30
592-549.000-722.000	0.00	0.00	0.00	0.00	0.00	0.00	0.00
592-549.000-723.000	30,000.00	30,000.00	7,314.61	2,195.36	0.00	22,685.39	24.38
592-549.000-752.000	1,000.00	1,000.00	60.98	0.00	0.00	939.02	6.10
592-549.000-753.001	32,000.00	32,000.00	24,634.66	8,732.68	0.00	7,365.34	76.98
592-549.000-755.000	500.00	500.00	0.00	0.00	0.00	500.00	0.00
592-549.000-756.000	1,000.00	1,000.00	0.00	0.00	0.00	1,000.00	0.00
592-549.000-762.000	12,000.00	12,000.00	3,075.64	622.07	0.00	8,924.36	25.63

User: POSEY

PERIOD ENDING 10/31/2023

DB: Marine City

PRELIMINARY FINANCIAL STATEMENTS - OCTOBER 2023

GL NUMBER	2023-24 ORIGINAL BUDGET	2023-24 AMENDED BUDGET	YTD BALANCE 10/31/2023 NORM (ABNORM)	ACTIVITY FOR MONTH 10/31/23 INCR (DECR)	ENCUMBERED YEAR-TO-DATE	UNENCUMBERED BALANCE	% BDGT USED
Fund 592 - WATER/SEWER FUND							
Expenditures							
592-549.000-802.000	310,000.00	310,000.00	99,767.40	19,385.97	0.00	210,232.60	32.18
592-549.000-802.400	11,000.00	11,000.00	1,269.00	0.00	0.00	9,731.00	11.54
592-549.000-820.000	1,600.00	1,600.00	1,618.08	1,618.08	0.00	(18.08)	101.13
592-549.000-850.000	3,600.00	3,600.00	1,016.30	254.25	0.00	2,583.70	28.23
592-549.000-851.001	100.00	100.00	0.00	0.00	0.00	100.00	0.00
592-549.000-920.000	36,000.00	36,000.00	12,043.99	2,836.04	0.00	23,956.01	33.46
592-549.000-921.002	6,000.00	6,000.00	305.52	0.00	0.00	5,694.48	5.09
592-549.000-930.000	1,500.00	1,500.00	297.00	0.00	0.00	1,203.00	19.80
592-549.000-931.003	35,000.00	35,000.00	3,848.34	0.00	0.00	31,151.66	11.00
592-549.000-934.000	4,000.00	4,000.00	28.76	0.00	0.00	3,971.24	0.72
592-549.000-968.000	0.00	0.00	0.00	0.00	0.00	0.00	0.00
Total Dept 549.000 - WATER PLAN	517,765.00	517,765.00	164,285.21	37,312.50	0.00	353,479.79	31.73
TOTAL EXPENDITURES	1,730,725.00	1,730,725.00	568,698.91	123,502.12	36,915.70	1,125,110.39	34.99
Fund 592 - WATER/SEWER FUND:							
TOTAL REVENUES	2,272,150.00	2,272,150.00	852,445.94	304,389.77	0.00	1,419,704.06	37.52
TOTAL EXPENDITURES	1,730,725.00	1,730,725.00	568,698.91	123,502.12	36,915.70	1,125,110.39	34.99
NET OF REVENUES & EXPENDITURES	541,425.00	541,425.00	283,747.03	180,887.65	(36,915.70)	294,593.67	45.59

PERIOD ENDING 10/31/2023

PRELIMINARY FINANCIAL STATEMENTS - OCTOBER 2023

GL NUMBER	2023-24 ORIGINAL BUDGET	2023-24 AMENDED BUDGET	YTD BALANCE 10/31/2023 NORM (ABNORM)	ACTIVITY FOR MONTH 10/31/23 INCR (DECR)	ENCUMBERED YEAR-TO-DATE	UNENCUMBERED BALANCE	% BDGT USED
Fund 702 - CEMETERY TRUST FUND							
Revenues							
Dept 000.000							
702-000.000-665.000	0.00	0.00	0.00	0.00	0.00	0.00	0.00
702-000.000-699.000	0.00	0.00	0.00	0.00	0.00	0.00	0.00
Total Dept 000.000	0.00	0.00	0.00	0.00	0.00	0.00	0.00
TOTAL REVENUES	0.00	0.00	0.00	0.00	0.00	0.00	0.00
Expenditures							
Dept 000.000							
702-000.000-805.000	150.00	150.00	0.00	0.00	0.00	150.00	0.00
702-000.000-995.001	0.00	0.00	0.00	0.00	0.00	0.00	0.00
Total Dept 000.000	150.00	150.00	0.00	0.00	0.00	150.00	0.00
TOTAL EXPENDITURES	150.00	150.00	0.00	0.00	0.00	150.00	0.00
Fund 702 - CEMETERY TRUST FUND:							
TOTAL REVENUES	0.00	0.00	0.00	0.00	0.00	0.00	0.00
TOTAL EXPENDITURES	150.00	150.00	0.00	0.00	0.00	150.00	0.00
NET OF REVENUES & EXPENDITURES	(150.00)	(150.00)	0.00	0.00	0.00	(150.00)	0.00

User: POSEY

PERIOD ENDING 10/31/2023

DB: Marine City

PRELIMINARY FINANCIAL STATEMENTS - OCTOBER 2023

GL NUMBER	2023-24 ORIGINAL BUDGET	2023-24 AMENDED BUDGET	YTD BALANCE 10/31/2023 NORM (ABNORM)	ACTIVITY FOR MONTH 10/31/23 INCR (DECR)	ENCUMBERED YEAR-TO-DATE	UNENCUMBERED BALANCE	% BDGT USED
Fund 731 - MARINE CITY RETIREMENT SYSTEM							
Revenues							
Dept 000.000							
731-000.000-665.000	0.00	0.00	0.00	0.00	0.00	0.00	0.00
731-000.000-669.000	0.00	0.00	0.00	0.00	0.00	0.00	0.00
731-000.000-669.001	0.00	0.00	0.00	0.00	0.00	0.00	0.00
731-000.000-683.000	0.00	0.00	0.00	0.00	0.00	0.00	0.00
731-000.000-684.000	0.00	0.00	0.00	0.00	0.00	0.00	0.00
Total Dept 000.000	0.00	0.00	0.00	0.00	0.00	0.00	0.00
TOTAL REVENUES	0.00	0.00	0.00	0.00	0.00	0.00	0.00
Expenditures							
Dept 000.000							
731-000.000-702.000	0.00	0.00	0.00	0.00	0.00	0.00	0.00
731-000.000-801.000	0.00	0.00	320.00	0.00	0.00	(320.00)	100.00
731-000.000-808.000	0.00	0.00	0.00	0.00	0.00	0.00	0.00
731-000.000-874.000	0.00	0.00	188,940.93	47,836.32	0.00	(188,940.93)	100.00
731-000.000-874.001	0.00	0.00	30,926.78	1,887.28	0.00	(30,926.78)	100.00
731-000.000-964.000	0.00	0.00	0.00	0.00	0.00	0.00	0.00
Total Dept 000.000	0.00	0.00	220,187.71	49,723.60	0.00	(220,187.71)	100.00
TOTAL EXPENDITURES	0.00	0.00	220,187.71	49,723.60	0.00	(220,187.71)	100.00
Fund 731 - MARINE CITY RETIREME							
TOTAL REVENUES	0.00	0.00	0.00	0.00	0.00	0.00	0.00
TOTAL EXPENDITURES	0.00	0.00	220,187.71	49,723.60	0.00	(220,187.71)	100.00
NET OF REVENUES & EXPENDITURES	0.00	0.00	(220,187.71)	(49,723.60)	0.00	220,187.71	100.00

PERIOD ENDING 10/31/2023

PRELIMINARY FINANCIAL STATEMENTS - OCTOBER 2023

GL NUMBER	2023-24 ORIGINAL BUDGET	2023-24 AMENDED BUDGET	YTD BALANCE 10/31/2023 NORM (ABNORM)	ACTIVITY FOR MONTH 10/31/23 INCR (DECR)	ENCUMBERED YEAR-TO-DATE	UNENCUMBERED BALANCE	% BDGT USED
Fund 736 - RETIREE HEALTH INS TRUST FUND							
Revenues							
Dept 000.000							
736-000.000-665.000	0.00	0.00	0.00	0.00	0.00	0.00	0.00
736-000.000-669.000	0.00	0.00	0.00	0.00	0.00	0.00	0.00
736-000.000-669.001	0.00	0.00	0.00	0.00	0.00	0.00	0.00
736-000.000-684.000	0.00	0.00	(1,666.64)	(416.66)	0.00	1,666.64	100.00
736-000.000-699.000	0.00	0.00	0.00	0.00	0.00	0.00	0.00
Total Dept 000.000	0.00	0.00	(1,666.64)	(416.66)	0.00	1,666.64	100.00
TOTAL REVENUES	0.00	0.00	(1,666.64)	(416.66)	0.00	1,666.64	100.00
Expenditures							
Dept 000.000							
736-000.000-723.000	0.00	0.00	66,087.99	16,396.43	0.00	(66,087.99)	100.00
736-000.000-801.000	0.00	0.00	0.00	0.00	0.00	0.00	0.00
736-000.000-805.000	0.00	0.00	0.00	0.00	0.00	0.00	0.00
Total Dept 000.000	0.00	0.00	66,087.99	16,396.43	0.00	(66,087.99)	100.00
TOTAL EXPENDITURES	0.00	0.00	66,087.99	16,396.43	0.00	(66,087.99)	100.00
Fund 736 - RETIREE HEALTH INS T							
TOTAL REVENUES	0.00	0.00	(1,666.64)	(416.66)	0.00	1,666.64	100.00
TOTAL EXPENDITURES	0.00	0.00	66,087.99	16,396.43	0.00	(66,087.99)	100.00
NET OF REVENUES & EXPENDITURES	0.00	0.00	(67,754.63)	(16,813.09)	0.00	67,754.63	100.00
TOTAL REVENUES - ALL FUNDS	6,579,390.00	6,579,390.00	1,771,021.95	481,391.00	0.00	4,808,368.05	26.92
TOTAL EXPENDITURES - ALL FUNDS	5,770,035.00	5,770,035.00	2,112,715.83	364,396.75	202,323.22	3,454,995.95	40.12
NET OF REVENUES & EXPENDITURES	809,355.00	809,355.00	(341,693.88)	116,994.25	(202,323.22)	1,353,372.10	67.22



CITY OF MARINE CITY

RECEIVED

NOV 01 2023

BOARDS AND COMMISSIONS APPLICATION

City of Marine City

Name of Applicant: Michelle Hoskin

Address

Telephone

Email:

Indicate below which you are interested in serving on (may select more than one):

- CITY COMMISSION
- BOARD OF REVIEW
- LIBRARY BOARD
- T.I.F.A.
- COMMUNITY & ECONOMIC DEVELOPMENT
- DANGEROUS BUILDING BOARD OF APPEALS
- PLANNING COMMISSION
- HISTORICAL COMMISSION
- M.C.A.F.A.
- ZONING BOARD OF APPEALS

Please answer the following:

- | | Yes | No |
|---|-------------------------------------|-------------------------------------|
| • Are you a Resident of the City of Marine City | <input checked="" type="checkbox"/> | <input type="checkbox"/> |
| • Are you a Registered Elector of the City of Marine City | <input type="checkbox"/> | <input checked="" type="checkbox"/> |
| • Are you in default to the City (Taxes, Water Bills, Etc) | <input type="checkbox"/> | <input checked="" type="checkbox"/> |
| • Are you in violation to the City (Blight, Building, Code, Etc.) | <input type="checkbox"/> | <input checked="" type="checkbox"/> |
| • Are you a State registered Architect or Engineer | <input type="checkbox"/> | <input checked="" type="checkbox"/> |
| • Are you a Building Contractor | <input type="checkbox"/> | <input checked="" type="checkbox"/> |
| • Are you currently employed by the City | <input type="checkbox"/> | <input checked="" type="checkbox"/> |

Comment on your area of interest and your experience in the community.
Feel free to attach additional pages or a resume.

Resume attached

Michelle Hoskin
(Signature)

11.1.23
(Date)

PLEASE RETURN COMPLETED APPLICATION TO THE CITY CLERK

Michelle Hoskin

Marine City, Mi 48039
[REDACTED]

Skills

Problem Solving/Critical Thinking, Independent worker, mentoring, active listening skills, positivity and enthusiasm.

Professional Experience


PST Specialist - Ascension/Lab Corp. October 2004 - Present. Lead Phlebotomist at a 6 physician family practice office. Former Lead - St. John Main E.R. Registration. Service Excellence Advisor (SEA) for ER and Registration staff.

Education

Masters in Applied Psychology/Mental Health Counseling. Walden University, Minneapolis, Minnesota | June 2010 - June 2013. Completed Practicum via St. John Hospital, Eastwood Clinic. Completed 2 residencies via Walden University. Founding member of Walden University's chapter, Chi Sigma Iota (Omega Zeta).

Interests

Interested in learning more about the processes of the City Commission. As a life-long Marine City resident, I've witnessed many wrongs and rights and would enjoy learning the proper way to handle such events. I feel I can provide an insightful view, whether a popular opinion or one that may or may not be popular with the entire Commission, and/or the residents.



CITY OF MARINE CITY

BOARDS AND COMMISSIONS APPLICATION

Name of Applicant: Sean O'Brien

Address:

Telephone:

Email:

Indicate below which you are interested in serving on (may select more than one):

CITY COMMISSION

PLANNING COMMISSION

BOARD OF REVIEW

HISTORICAL COMMISSION

LIBRARY BOARD

M.C.A.F.A.

T.I.F.A.

ZONING BOARD OF APPEALS

COMMUNITY & ECONOMIC DEVELOPMENT

DANGEROUS BUILDING BOARD OF APPEALS

Please answer the following:

Yes No

- Are you a Resident of the City of Marine City
- Are you a Registered Elector of the City of Marine City
- Are you in default to the City (Taxes, Water Bills, Etc)
- Are you in violation to the City (Blight, Building, Code, Etc.)
- Are you a State registered Architect or Engineer
- Are you a Building Contractor
- Are you currently employed by the City

Comment on your area of interest and your experience in the community.
Feel free to attach additional pages or a resume.

Resume & Letter of Interest Attached

(Signature)

11/2/2023

(Date)

PLEASE RETURN COMPLETED APPLICATION TO THE CITY CLERK

Sean O'Brien



Professional Summary

My passion lies with teaching history. On this path, I've developed a deep sense of service to my fellow workers, my department, and my community. Much of my career reflects volunteer and committee work.

Education

Wayne State University

- Currently enrolled in Ph. D. of History (2024)
- Completed Master's in History, 2019

Northern Michigan University, Marquette MI

May 2012, Bachelors of Science, History.

- Suma Cum Laude, 3.69 Cumulative GPA
- Anthropology Minor

Skills

- Volunteer Management: Served in elected leadership roles for a union overseeing volunteers and committee teams
- Negotiations and Contract Management: Led two contract negotiation teams to victory
- Research: Applying skills learned as a historian to seek out substantiated evidence through
- Non-Profit Management – Served as *ad hoc* treasurer for Jobs With Justice – Higher Ed Labor United (c3) Education Fund (2021-2023)
- Analytic skills: Historians work for long hours, alone, to find answers, wherever they are
- Copy editing of large manuscripts and articles
- Team leadership: I have put together numerous panels for presentation, coordinating with fellow scholars across the country to put together cohesive presentations out of very different research.
- Public presentation: as an educator in Detroit, I have worked with a very diverse body of students, teaching and lecturing on sensitive topics in ways that do not offend
- Deadline oriented: graduate students have constant deadlines for numerous projects.
- Linguistic skills including conversational Spanish, basic Japanese, French, and Latin (i.e. reading with a dictionary). This includes cultural etiquette.

Achievements

- 2023 – Joseph Gelinas Drouillard & Elizabeth Lesperance Annual History Award for Service
- 2021 – Michael C. Simo Annual Scholarship
- 2018 and 2019 - Thomas Frank Mayer-Oakes Annual Memorial Scholarship
- 2018 - Michael D. Patterson Memorial Award
- 2017 - Master's Recruitment Scholarship

Work History

- Wayne State University (2023-Current) – Part-Time Faculty & Program Assistant
- Wayne State University (2018 – 2023) – Graduate Teaching Assistant
- Best Buy (2017 April – 2018 January) – Lead Asset Protection Specialist
- Blue Water Pet Care (2015 October – 2017 July) – Shift Leader
- Q-Mark Inc (2016 June- 2016 October) – Outside Sales Representative
- Taco Bell (2015 July – 2015 October) – Manager, Shift Leader
- Drydock Liquor Store (2012 June- 2015 July) – Manager, clerk, maintenance, inventory, etc
- History/Philosophy/Economics/Poli. Sci Department (2008-2012) – Clerical Staff

Sean O'Brien

November 2, 2023

Marine City Commission - City of Marine City
260 S. Parker Street
Marine City, MI 48039
810-765-8846

Dear Mayor and Commissioners:

My name is Sean O'Brien and this letter is to express my interest in the vacant City Commission position which was posted on the city website and mentioned during recent City Commission meetings.

Local governance matters and it is our duty as citizens to serve if and when we can. I bring a unique skill-set that not only balances out recent issues for the Commission but also for future challenges the body faces. As a union leader, I led two contract negotiations for a local with about 450 members. I'm particularly proud of both victories with the second coming after 7 months of negotiations and (at the time) the largest Higher Education raise in the state of Michigan which was about 16.5% (beating out the previous 4.5%). This win came about from careful planning, meticulous study of Michigan and national labor law, preparation, presentation, a level head, and most importantly: member engagement. I deeply respect the democratic process, member/community opinions and needs, and balance of negotiating competing interests. I spend much of my time in archives and in the classroom presenting complicated subjects and navigating difficult conversations. I can use these skills to bridge the gap of civic function and community demand. I've served on numerous committees and adhere to a solid goal of consensus building – that is, the desire to meet common good solutions through compromise.

I graduated from Marine City High School in 2007, spending much of my time in the drama program. My first date (with my now-wife) was at our local movie theater. Much of my family, parents, siblings and their children, and my in-laws, live in the area. My first job was at the Corner Grocery. I love and respect this community and its members. I feel I can give back and serve at this time.

I've enclosed my resume and application form. I will be speaking during public comment for the November 2nd Commission meeting stating my intentions. Outside of this, should Commission members or city employees wish speak, hold an interview (formal or informal) I am happy to make availability. Much of my day is spent in Detroit with greater availability on the weekends or evening. Thank you all for your service and dedication to Marine City and for managing this process.

Sincerely,



Sean O'Brien

Enclosure: Resume

**PUBLIC NOTICE
CITY OF MARINE CITY
2024 REGULAR MEETING SCHEDULE**

The Marine City **CITY COMMISSION** will hold regular meetings on the first and third Thursday of each month at 7:00 PM in the City Hall Meeting Room, 260 South Parker Street, Marine City, Michigan 48039 beginning February 2023.

January 4	March 7	May 2	July 4	September 5	November 7
January 18	March 21	May 16	July 18	September 19	November 21
February 1	April 4	June 6	August 1	October 3	December 5
February 15	April 18	June 20	August 15	October 17	December 19

The Marine City **PLANNING COMMISSION** will hold regular meetings on the second Monday of each month at 6:00 PM in the City Hall Meeting Room, 260 South Parker Street, Marine City, Michigan 48039.

January 8	May 13	September 9
February 12	June 10	October 14
March 11	July 8	November 11
April 8	August 12	December 9

The Marine City **DANGEROUS BUILDING BOARD OF APPEALS** and the **ZONING BOARD OF APPEALS** will hold quarterly meetings (unless otherwise required) on the first Wednesday of the meeting month at 6:00 PM and 7:00 PM respectively in the City Hall Meeting Room, 260 South Parker Street, Marine City, Michigan 48039.

January 3	April 3	July 3	October 2
-----------	---------	--------	-----------

The Marine City **COMMUNITY & ECONOMIC DEVELOPMENT BOARD** will hold regular meetings on the fourth Wednesday of each month at 6:00 PM in the City Hall Meeting Room, 260 South Parker Street, Marine City, Michigan 48039.

January 24	May 22	September 25
February 28	June 26	October 23
March 27	July 24	November 27
April 24	August 28	December 25

The Marine City **TAX INCREMENT FINANCE AUTHORITY** will hold quarterly meetings on the third Tuesday of the meeting month at 4:00 PM in the City Hall Meeting Room, 260 South Parker Street, Marine City, Michigan 48039.

January 16	April 16	July 16	October 15
------------	----------	---------	------------

The Marine City **HISTORICAL COMMISSION** will hold quarterly meetings on the third Tuesday of the meeting month at 5:00 PM in the Guy Community Center, 260 South Parker Street, Marine City, Michigan 48039.

January 16 April 16 July 16 October 15

The Marine City **PENSION BOARD OF TRUSTEES - PENSION PLAN** and **PENSION BOARD OF TRUSTEES – RETIREE HEALTH CARE PLAN** will hold regular quarterly meetings on the last Tuesday of the meeting month at 4:30 PM in the City Hall Meeting Room, 260 South Parker Street, Marine City, Michigan 48039.

January 30 April 30 July 30 October 29

The Marine City **300 BROADWAY COMMITTEE** will hold regular meetings on the fourth Monday of each month at 5:00 PM in the City Hall Meeting Room, 260 South Parker Street, Marine City, Michigan 48039.

January 22	May 27	September 23
February 26	June 24	October 28
March 25	July 22	November 25
April 22	August 26	December 23

The Marine City **LIBRARY BOARD** will hold regular quarterly meetings on the second Monday of the meeting month at 7:00 PM in the Library, 300 South Parker Street, Marine City, Michigan 48039.

January 8 April 8 July 8 October 14

The **MARINE CITY AREA FIRE AUTHORITY** will hold regular meetings on the third Wednesday of each month at 7:00 PM in the Fire Hall, 200 South Parker Street, Marine City, Michigan 48039.

January 17	May 15	September 18
February 21	June 19	October 16
March 20	July 17	November 20
April 17	August 21	December 18